



GOVERNMENT OF PUERTO RICO  
Department of the Treasury

*Treasury Single Account ("TSA") FY 2024 Cash Flow  
As of June 7, 2024*

## Disclaimer

- The Department of the Treasury of Puerto Rico (“Hacienda”), the Government of Puerto Rico (the “Government”), and each of their respective officers, directors, employees, agents, attorneys, advisors, members, partners or affiliates (collectively, with Hacienda and the Government the “Parties”) make no representation or warranty, express or implied, to any third party with respect to the information contained herein and all Parties expressly disclaim any such representations or warranties.
- The Parties do not owe or accept any duty or responsibility to any reader or recipient of this presentation, whether in contract or tort, and shall not be liable for or in respect of any loss, damage (including without limitation consequential damages or lost profits) or expense of whatsoever nature of such third party that may be caused by, or alleged to be caused by, the use of this presentation or that is otherwise consequent upon the gaining of access to this document by such third party.
- This document does not constitute an audit conducted in accordance with generally accepted auditing standards, an examination of internal controls or other attestation or review services in accordance with standards established by the American Institute of Certified Public Accountants or any other organization. Nor does this document constitute an audit of compliance with any other federal law, rule, or regulation. Accordingly, the Parties do not express an opinion or any other form of assurance on the financial statements or any financial or other information or the internal controls of the Government and the information contained herein.
- Any statements and assumptions contained in this document, whether forward-looking or historical, are not guarantees of future performance and involve certain risks, uncertainties, estimates and other assumptions made in this document. The economic and financial condition of the Government and its instrumentalities is affected by various financial, social, economic, environmental and political factors. These factors can be very complex, may vary from one fiscal year to the next and are frequently the result of actions taken or not taken, not only by the Government and its agencies and instrumentalities, but also by entities such as the government of the United States. Because of the uncertainty and unpredictability of these factors, their impact cannot be included in the assumptions contained in this document. Future events and actual results may differ materially from any estimates, projections, or statements contained herein. Nothing in this document should be considered as an express or implied commitment to do or take, or to refrain from taking, any action by Hacienda, the Government, or any government instrumentality in the Government or an admission of any fact or future event. Nothing in this document shall be considered a solicitation, recommendation or advice to any person to participate, pursue or support a particular course of action or transaction, to purchase or sell any security, or to make any investment decision.
- By receiving this document, the recipient shall be deemed to have acknowledged and agreed to the terms of these limitations.
- This document may contain capitalized terms that are not defined herein, or may contain terms that are discussed in other documents or that are commonly understood. You should make no assumptions about the meaning of capitalized terms that are not defined, and you should consult with advisors of Hacienda should clarification be required.

Glossary

Term	Definition
<b>ACAA</b>	- Automobile Accident Compensation Administration, or Administración de Compensaciones por Accidentes de Automoviles, is a component unit of the Commonwealth of Puerto Rico.
<b>Act 154</b>	- Act 154 means Act No. 154-2010, which, inter alia, imposes a temporary excise tax on the acquisition by multinationals of certain property manufactured or produced in whole or in part in Puerto Rico and on the acquisition of certain manufacturing services carried out in Puerto Rico. The Act 154 temporary excise tax expires on December 31, 2027.
<b>AFI / PRIFA</b>	- Infrastructure Financing Authority.
<b>ASC</b>	- Compulsory Liability Insurance, private insurance company.
<b>ASES</b>	- Puerto Rico Health Insurance Administration, a public corporation and component unit of the Commonwealth of Puerto Rico.
<b>CINE</b>	- Puerto Rico Cinema Fund, a recipient of certain assigned sales and use tax revenues.
<b>COFINA</b>	- Puerto Rico Sales Tax Financing Corporation.
<b>DTPR</b>	- Department of the Treasury of Puerto Rico also referred to as "Hacienda".
<b>DTPR Collection System</b>	- This is the software system that DTPR uses for collections.
<b>FAM</b>	- Municipal Fund Administration, a recipient of certain assigned sales and use tax revenues.
<b>General Fund Collections</b>	- All gross tax collections received and deposited into the TSA from all Hacienda Collection Posts, through the Hacienda Colecturia Virtual (online), and/or SURI, as well as certain pass-through collections and others.
<b>General Fund</b>	- General Fund (Operating Fund) means the Commonwealth principal operating fund; disbursements from such fund are generally approved through the Commonwealth’s annual budgeting process.
<b>Gross Payroll</b>	- Gross Payroll is equal to the sum of: (i) Net Payroll from the DTPR RHUM system; (ii) Other Payroll and (iii) Cash outlays for wage garnishments by Agency.
<b>HTA</b>	- Puerto Rico Highways and Transportation Authority, a public corporation and a component unit of the Commonwealth of Puerto Rico.
<b>Liquidity Plan (LP)</b>	- The Liquidity Plan is the translation of the Certified Fiscal Plan (“CFP”) and Certified Budget (“Budget”) into a cash flow projection. The TSA Liquidity Plan encompasses all cash flow activity within the TSA. Certain cash flow activity is contemplated in the CFP and Budget, but occurs outside the TSA. Cash flow bridges from the TSA to the CFP and Budget have been included to facilitate comparison.
<b>NAP</b>	- NAP, or the Nutrition Assistance Program, also known as PAN, or Programa de Asistencia Nutricional is a federal assistance nutritional program provided by the United States Department of Agriculture (USDA) solely to Puerto Rico.
<b>OMB</b>	- The Office of Management and Budget of Puerto Rico.
<b>Other Payroll</b>	- Other Payroll expenses relate to employee withholdings, social security, insurance, and other deductions.
<b>Other State Collections</b>	- Inflows related to various Health Department programs, the State Insurance Fund, the Commissioner of Financial Institutions, interest earned on TSA bank accounts and others.
<b>PayGo</b>	- PayGo - Puerto Rico pension system that is funded through a pay-as-you-go system. Retirement benefits expenses of government employers are paid by the central government and reimbursed by the employers, with such funds received by the TSA.
<b>Plan of Adjustment ("Plan")</b>	- Plan to adjust the liabilities for the Commonwealth of Puerto Rico, the Puerto Rico Public Building Authority, and Employee Retirement System of the Government of Puerto Rico confirmed on 1/18/22 by the US District Court for the District of Puerto Rico under PROMESA.
<b>PREPA</b>	- Puerto Rico Electric Power Authority, a public corporation and a component unit of the Commonwealth of Puerto Rico.
<b>PRITA</b>	- Puerto Rico Integrated Transport Authority, a public corporation and component unit of the Commonwealth of Puerto Rico.
<b>PSTBA</b>	- The PSTBA is an amount established under Act 91-2006, as amended, and the Sales Tax Revenue Bond Resolution, as amended, and restated on June 10, 2009 (the “Bond Resolution”), that currently must be received by COFINA from 5.5% of the SUT before the Commonwealth can receive any of the other 5.5% SUT.
<b>Public Corporation</b>	- Public corporations are governmental authorities with autonomous structure separate from the central government administration and with independent treasury functions.
<b>RHUM System</b>	- This is the software system that DTPR uses for payroll.
<b>SIFC</b>	- State Insurance Fund Corporation, a public corporation and a component unit of the Commonwealth of Puerto Rico.
<b>Special Revenue Receipts</b>	- Collections made by central government agencies at collection posts for services rendered by the agencies as well as fees, licenses, permits, fines and others.
<b>SURI</b>	- Sistema Unificado de Rentas Internas is the new digital tool of the Department of the Treasury that will allow integration and streamlining of the administration of taxes and revenues and eliminate the complexity of the current systems for the benefit of the Treasury and the taxpayers.
<b>SURI Sweep Account Transfers</b>	- The SURI Sweep Account balance transfers is included as part of the General Fund Collections.
<b>TSA</b>	- Treasury Single Account, the Commonwealth’s main operational bank account (concentration account) in which a majority of receipts from Governmental funds are deposited and from which most expenses are disbursed. TSA receipts include tax collections, charges for services, intergovernmental collections, the proceeds of short and long-term debt issuances and amounts held in custody by the Secretary of the Treasury for the benefit of the Commonwealth’s fiduciary funds. Only a portion of the revenues received by the TSA is included in the annual General Fund budget presented to the Puerto Rico Legislative Assembly for approval. Other revenues are separately assigned by law to certain agencies or public corporations but still flow through the TSA.

## Introduction

- Enclosed is the weekly Treasury Single Account ("TSA") cash flow report and supporting schedules with weekly YTD FY2024 actual results compared to the FY2024 Liquidity Plan.
- TSA is the Commonwealth's main operational bank account (concentration account) in which a majority of receipts from Governmental funds are deposited and from which most expenses are disbursed.
- Receipts in the TSA include tax collections (including revenues assigned to certain public corporations and pledged for the payment of their debt service), charges for services, intergovernmental collections (such as reimbursements from Federal assistance grants), the proceeds of short and long-term debt issuances held in custody by the Secretary of Treasury for the benefit of the Government fiduciary funds, and other receipts. Only a portion of the revenues received by the TSA is included in the annual General Fund budget presented to the Puerto Rico Legislative Assembly for approval. Other revenues are separately assigned by law to certain agencies or public corporations but still flow through the TSA.
- Disbursements from the TSA include payroll and related costs, vendor and operational disbursements (including those reimbursed by Federal assistance grants and funded from Special Revenue Funds), welfare expenditures, capital outlays, debt service payments, required budgetary formulas and appropriation payments, pass-through payments of pledged revenues to certain public corporations, tax refunds, payments of current pension benefits and other disbursements.
- Federal funds related to disaster relief for hurricanes Irma and Maria are deposited in a separate bank account overseen by the Government Authorized Representative ("GAR"). Funds may be transferred to the TSA either: (i) after admissible disbursements (per approved Project Worksheets) have been made or (ii) once supporting documentation for an accrual or related expense are provided to and approved by FEMA. Therefore, FEMA funding may also be received in advance of actual cash disbursement, as payments to vendors may occur subsequent to when the corresponding services are rendered / expenses are recorded.
- Data limitations and commentary:  
The government has focused on cash transaction information for which access to reliable, timely, and detailed data is readily available. The government continues to work with DTPR and other parties to access additional reliable data that would help to provide additional detail in the future.

**Puerto Rico Department of Treasury | Hacienda**  
 Executive Summary - TSA Cash Flow Actual Results  
 (figures in Millions)

<b>Bank Cash Position</b>	<b>Weekly Cash Flow</b>	<b>YTD Net Cash Flow</b>	<b>YTD Actual vs LP Variance</b>
\$9,165	(\$128)	\$891	\$1,695

**Bridge from FY24 Liquidity Plan projected TSA Cash Balance to actual FY24 TSA Cash Balance as of June 7, 2024**

Cash Flow line item	Variance Bridge (\$M)	Comments
Liquidity Plan RF Projected Cash Balance 6/7/24:	\$ 7,470	1. State collections are currently higher than projected. The variance is mainly driven by General Fund Collections of \$570M and Special Revenue Funds of \$264M.
1 State Collections	833	2. The Federal Funds reimbursements are often received with a timing difference in comparison with the disbursements, causing weekly variances. Net positive YTD variance is mainly driven by lower than projected operating disbursements of \$196M, All Other Federal Programs by \$324M, offset by a negative variance of \$463M on All Other Federal Funds Transfers.
2 Federal Fund Net Cash Flow	116	
3 Tax Credits & Refunds	(640)	3. Tax Refunds and other tax credits are over projected cash flow. During the month of May, Reimbursable Incentive payments totaling \$139M were disbursed and were not considered in projections. In addition, a federal fund reimbursement of \$211M related to the Earned Income Tax Credit (EITC) is still pending to be transferred.
4 Loans and Notes Transactions	169	4. On December 14, the Commonwealth received a loan repayment from HTA for \$353M. DTPR has disbursed (\$150M) to PREPA as part of a \$300M loan originated by DTPR on December 2023. These loan-related items were not projected and were not included in the Liquidity Plan.
5 Payroll and Related Costs	183	5. Payroll and related costs are currently lower than projected. The positive variance is driven by General Fund payroll of \$142M, and Other State Fund payroll of \$41M.
6 Operating Disbursements	511	6. Operating disbursements are currently lower than projected. The positive variance is driven by General Fund Disbursements of \$258M and Other State Fund disbursements of \$253M.
7 Custody Account Transfers	361	7. The LP projected various custody account and other transfers from the TSA through the date of this report, several of which were approved during May 2024, and will be adjusted accordingly to be reflected in the upcoming reports. Other variances in these categories may reversed by year-end.
All Other	162	
<b>Actual TSA Cash Account Balance</b>	<b>\$ 9,165</b>	

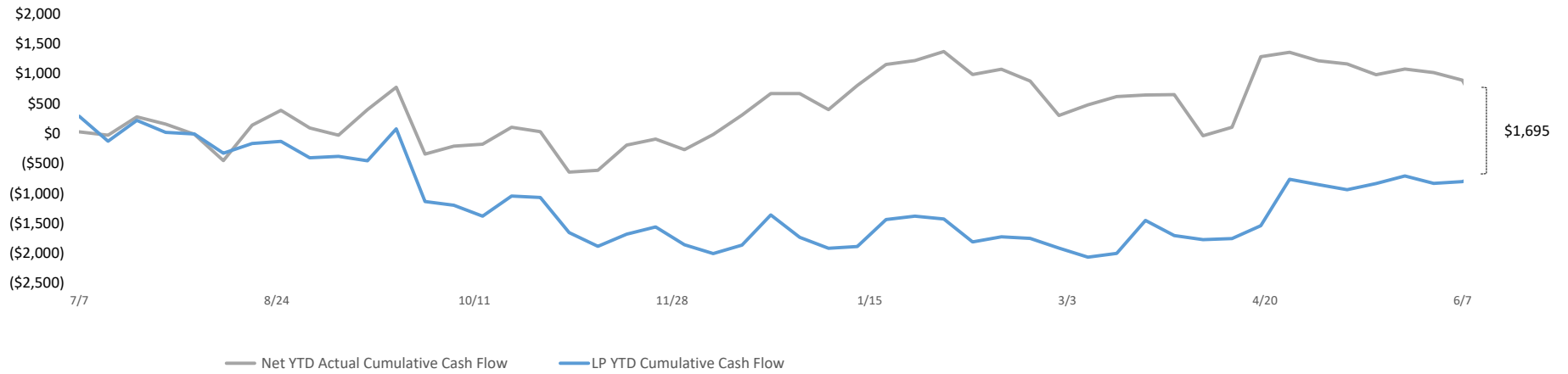
**Memo: Summary of Cash Balances**

TSA Operational Cash	\$ 7,368
TSA Reserves	1,797
<b>Actual TSA Cash Account Balance</b>	<b>\$ 9,165</b>

**Puerto Rico Department of Treasury | Hacienda**  
 YTD TSA Cash Flow Summary - Actual vs LP

**TSA Cumulative YTD Net Cash Flow (\$M)**

LP RF Bank Cash Balance:	\$7,470
Actual TSA + Sweep Balance:	\$9,165



**YTD Actuals vs. Liquidity Plan**

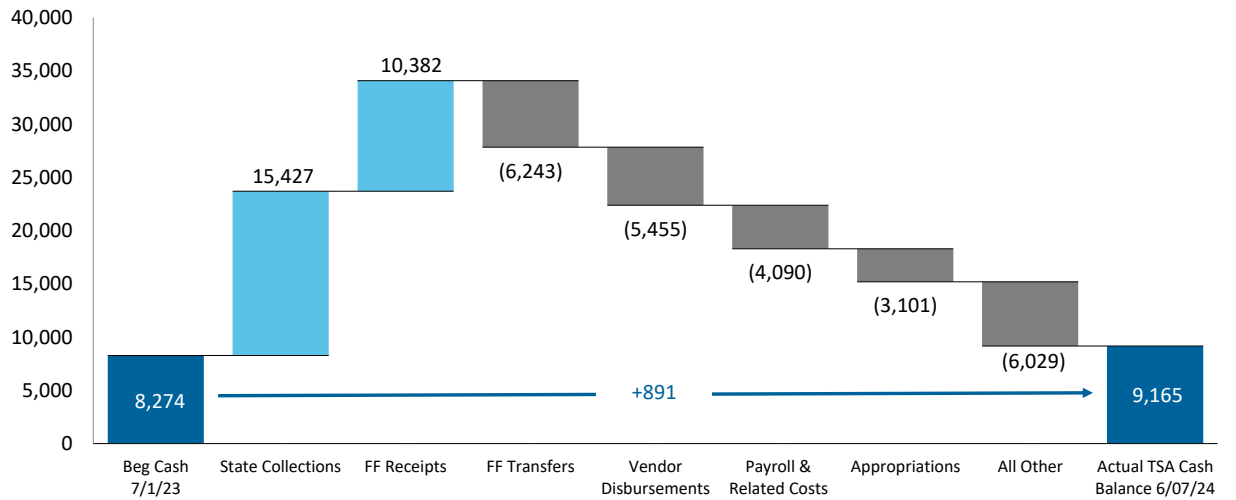
YTD net cash flow is \$891M and cash flow variance to the Liquidity Plan is \$1,695M, with various offsetting variances within.

**Puerto Rico Department of Treasury | Hacienda**  
*YTD Cash Flow Summary - TSA Cash Flow Actual Results*

**Net Cash Flow - YTD Actuals**

- 1) The primary cash driver of FY24 are State Collections. Federal Fund inflows of \$10,382M represents 39% of YTD inflows, but are largely offset by Federal Fund transfers, with YTD net surplus of \$147M. Refer to page 13 for additional detail.

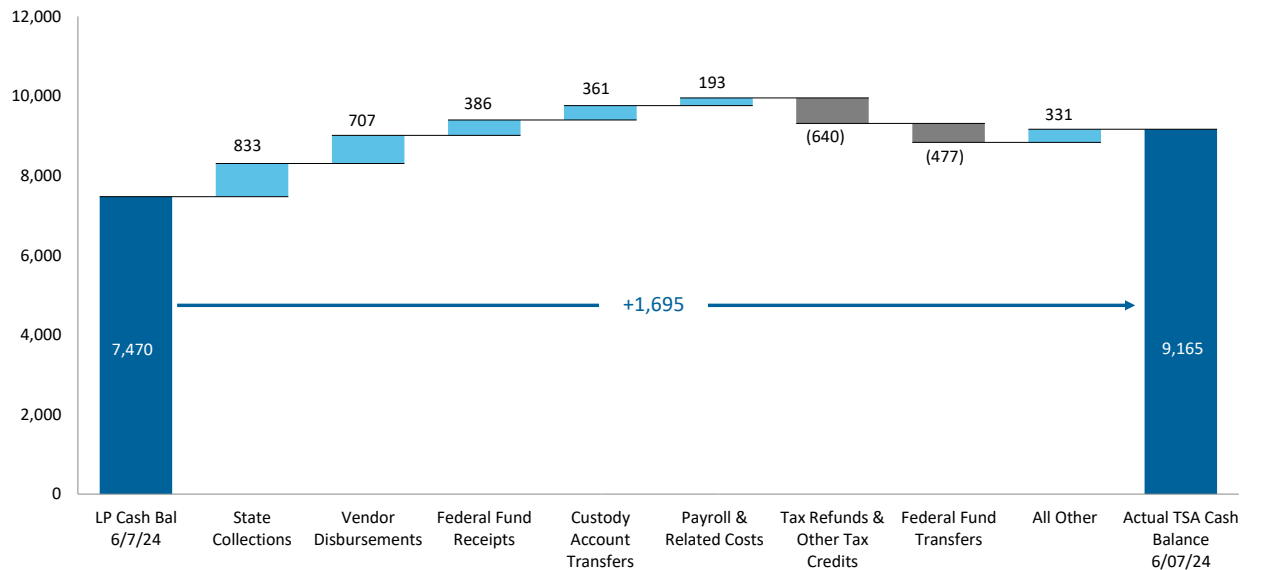
**TSA YTD Cash Flow Actuals: Key Cash Flow Concepts (\$M)**



**Net Cash Flow YTD Variance - LP vs. Actual**

- 1) State Collections, Vendor Disbursements, Federal Funds Receipts, Custody Account Transfers, and Payroll & Related Costs, are the main drivers of the YTD cash flow variance. This is partially offset by higher than projected Tax Refunds & Other Tax Credits and Federal Funds Transfers.

**TSA YTD Top Cash Flow Variances (\$M)**



Puerto Rico Department of Treasury | Hacienda  
TSA Cash Flow Actual Results for the Week Ended June 7, 2024

	FY24 Actual	FY24 LP	Variance	FY24 Actual	FY24 LP RF	Variance	
	6/7	6/7	6/7	YTD	YTD	YTD	
<i>(figures in Millions)</i>							
<b>State Collections</b>							
1	General fund collections (a)	\$274	\$258	\$16	\$13,250	\$12,680	\$570
2	Other fund revenues & Pass-throughs (b)	4	11	(7)	331	366	(34)
3	Special Revenue receipts	3	7	(4)	422	444	(22)
4	All Other state collections (c)	31	28	3	1,423	1,103	320
5	Subtotal - State collections	\$312	\$305	\$7	\$15,427	\$14,594	\$833
<b>Federal Fund Receipts</b>							
6	Medicaid	-	25	(25)	2,678	2,983	(305)
7	Nutrition Assistance Program	51	41	10	2,809	2,664	145
8	All Other Federal Programs	33	49	(17)	4,535	4,211	324
9	Other	-	-	-	360	137	223
10	Subtotal - Federal Fund receipts	\$84	\$115	(\$31)	\$10,382	\$9,995	\$386
<b>Balance Sheet Related</b>							
11	Paygo charge	7	3	3	471	481	(10)
12	Other	-	-	-	-	-	-
13	Subtotal - Other Inflows	\$7	\$3	\$3	\$471	\$481	(\$10)
<b>Plan of Adjustment Related</b>							
14	CW Intragovernmental Transfers (d)	-	-	-	161	0	161
15	Other	-	-	-	-	-	-
16	Subtotal - Plan Inflows	-	-	-	\$161	\$0	\$161
17	<b>Total Inflows</b>	<b>\$402</b>	<b>\$423</b>	<b>(\$21)</b>	<b>\$26,441</b>	<b>\$25,070</b>	<b>\$1,371</b>
<b>Payroll and Related Costs (e)</b>							
18	General fund	(38)	(41)	3	(2,764)	(2,907)	142
19	Federal fund	(12)	(15)	3	(1,192)	(1,202)	10
20	Other State fund	(3)	(3)	(1)	(134)	(174)	41
21	Subtotal - Payroll and Related Costs	(\$54)	(\$59)	\$5	(\$4,090)	(\$4,283)	\$193
<b>Operating Disbursements (f)</b>							
22	General fund	(31)	(26)	(5)	(1,753)	(2,011)	258
23	Federal fund	(51)	(38)	(13)	(2,800)	(2,996)	196
24	Other State fund	(22)	(16)	(6)	(902)	(1,155)	253
25	Subtotal - Vendor Disbursements	(\$105)	(\$81)	(\$24)	(\$5,455)	(\$6,162)	\$707
<b>State-funded Budgetary Transfers</b>							
26	General Fund (g)	(196)	(162)	(34)	(2,951)	(2,731)	(219)
27	Other State Fund	(5)	(8)	3	(150)	(145)	(5)
28	Subtotal - Appropriations - All Funds	(\$201)	(\$169)	(\$32)	(\$3,101)	(\$2,876)	(\$225)
<b>Federal Fund Transfers</b>							
29	Medicaid	(33)	-	(33)	(2,651)	(2,958)	308
30	Nutrition Assistance Program	(37)	(47)	10	(2,770)	(2,671)	(99)
31	All other federal fund transfers	(7)	-	(7)	(823)	(137)	(685)
32	Subtotal - Federal Fund Transfers	(\$77)	(\$47)	(\$30)	(\$6,243)	(\$5,766)	(\$477)
<b>Other Disbursements - All Funds</b>							
33	Retirement Contributions	(12)	(10)	(2)	(2,372)	(2,413)	41
34	Tax Refunds & other tax credits (h)	(28)	3	(31)	(1,949)	(1,308)	(640)
35	Title III Costs	(4)	(9)	5	(171)	(151)	(20)
36	State Cost Share	-	-	-	-	-	-
37	Milestone Transfers	-	-	-	(40)	(218)	179
38	Custody Account Transfers	-	(19)	19	(7)	(368)	361
39	Other items paid from FY23 Surplus	-	-	-	-	-	-
40	Loans and Notes Transactions (i)	(50)	-	(50)	169	-	169
41	All Other	-	(3)	3	30	(53)	83
42	Subtotal - Other Disbursements - All Funds	(\$94)	(\$38)	(\$56)	(\$4,339)	(\$4,511)	\$172
<b>Plan of Adjustment Related</b>							
43	Disbursements to Paying Agent	-	-	-	(2,323)	(2,276)	(47)
44	Direct Disbursements	-	-	-	-	-	-
45	Subtotal - Plan Disbursements	-	-	-	(\$2,323)	(\$2,276)	(\$47)
46	<b>Total Outflows</b>	<b>(\$531)</b>	<b>(\$394)</b>	<b>(\$136)</b>	<b>(\$25,550)</b>	<b>(\$25,874)</b>	<b>\$324</b>
47	<b>Net Operating Cash Flow</b>	<b>(\$128)</b>	<b>\$29</b>	<b>(\$157)</b>	<b>\$891</b>	<b>(\$804)</b>	<b>1,695</b>
48	Bank Cash Position, Beginning	9,293	7,442	1,851	8,274	8,274	(0)
49	<b>Bank Cash Position, Ending</b>	<b>\$9,165</b>	<b>\$7,470</b>	<b>\$1,695</b>	<b>\$9,165</b>	<b>\$7,470</b>	<b>1,695</b>
<b>Memo: Summary of Accounts</b>							
	Operational	\$7,368					
	Reserves (j)	1,797					
	<b>Total Bank Cash Position</b>	<b>\$9,165</b>					



## Puerto Rico Department of Treasury | Hacienda

### FY24 TSA Cash Flow Actual Results - Footnotes

#### Footnotes:

- (a) Represents gross tax collections received and deposited from all Hacienda Collection Posts, through the Hacienda Colecturia Virtual (online) and/or SURI. Additionally, as of the date of this report, the "General Fund Collections" line item includes unreconciled collections due to DTPR transition to collecting various gross tax receipts through SURI system. The SURI Sweep Account balance transfers is included as part of the General Fund Collections.
- (b) These revenues are collected by DTPR and immediately appropriated.
- (c) Inflows related to the State Insurance Fund, the Department of Labor and Human Resources, the Commissioner of Financial Institutions, interest earned on TSA bank accounts and others. As of the date this report the TSA has received \$373.1M in interest income in FY24 from earnings on the TSA cash balance.
- (d) Transfer of CRIM portion pursuant to the POA. CRIM shall pay to the Commonwealth amounts collected by CRIM in connection with the 1.03% property tax levied pursuant to Act 83-1991 and which are due and owing to the Commonwealth.
- (e) Represents total gross payroll. Gross payroll includes net payroll disbursed to government employees, cash transfers to the Police Department for payroll costs, and other payroll related costs (employee withholdings, social security, insurance, and other deductions).
- (f) Includes payments to third-party vendors as well as intergovernmental payments to agencies with separate Treasuries.
- (g) On February 5, the Fiscal Management and Oversight Board (FOMB) approved a budget resolution to reflect the appropriation of \$350M to fund a Settlement Agreement between the Puerto Rico Ports Authority (PRPA) and the Puerto Rico Government Development Bank Debt Recovery Authority (DRA) and to set aside funds for other transportation infrastructure needs. From these, \$320M were disbursed on the date of approval. The Liquidity Plan Reforecast has taken this appropriation into consideration, and it was adjusted accordingly.
- (h) Includes Federally Funded Employee Retention Credits.
  - (i) On December 14, pursuant to Article 25 of the HTA Plan of Adjustment, the Agency has disbursed \$353M to fully repay the loan received by the Commonwealth. Additionally, on December 19, DTPR completed a first disbursement to PREPA for the amount of \$115M as part of the loan originated by the DTPR to PREPA by \$300M during December 2023. The \$115M will be used as follows: (i) \$80M to fund the PREPA Pension Obligations through the end of the third fiscal quarter of FY2024, and (ii) \$35M to fund the Rollover Reserve. A second disbursement of \$35M was completed on April 11. These loan-related items were not projected, and as such, they were not included in the Liquidity Plan.
  - (j) Funds are held in a separate bank account outside of the TSA Operational Cash. Some of these funds are not restricted, as defined by the Governmental Accounting Standard Board (GASB), but have been segregated by the Government for the service to the debt and the Disaster Relief Fund, among other purposes.

**Puerto Rico Department of Treasury | Hacienda**  
*General Fund Collections Summary*

**Key Takeaways / Notes**

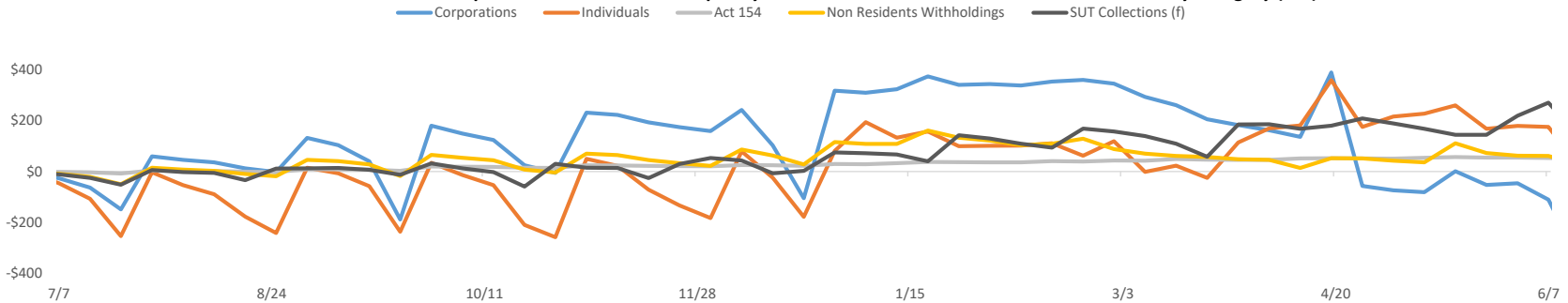
1) Accumulated collections into TSA sweep accounts are generally transferred to the TSA with a 7-10 days lag. Since May 31, 2023, the SURI Sweep Account balance was included as part of Other General Fund Collections. Typically, the Other General Fund includes cash receipts that have not yet been allocated to specific concepts. The schedule on this page will be updated as information becomes available.

In accordance with Law 53-2021, since July 2023, funds previously transferred to HTA will now be part of the General Fund Collections.

**General Fund Collections Year to Date: Actual vs. Forecast (\$M)**

	Actual (a) YTD 6/7	LP YTD 6/7	Var \$ YTD 6/7	Var % YTD 6/7
<b>General Fund Collections</b>				
Corporations	\$2,793	\$2,888	(\$95)	-3%
Individuals	3,910	3,735	175	5%
Partnerships	317	372	(55)	-15%
Act 154	121	68	53	79%
Non Residents Withholdings	929	868	61	7%
Current Year Collections	922	861	61	7%
Current Year NRW for FEDE (Act 73-2008) (b)	7	7	0	3%
Motor Vehicles	661	456	205	45%
Rum Tax (c)	195	190	5	3%
Alcoholic Beverages	262	267	(6)	-2%
Cigarettes (d)	128	143	(15)	-10%
Other General Fund	1,205	1,233	(29)	-2%
<b>Total</b>	<b>\$10,520</b>	<b>\$10,220</b>	<b>\$300</b>	<b>3%</b>
SUT Collections (e)	2,731	2,460	270	11%
<b>Total General Fund Collections</b>	<b>\$ 13,250</b>	<b>\$ 12,680</b>	<b>\$ 570</b>	<b>4%</b>

**YTD General Fund Receipts Cumulative Variance Liquidity Plan Reforecast vs. Actual Cumulative Variance by Category (\$M)**



**Footnotes:**

- (a) General Fund gross cash receipts by concept are approximated using net General Fund revenues adjusted for recurring monthly gross-ups and other adjustments.
- (b) Relates to income tax reserves that are subsequently passed through to PRIDCO.
- (c) Rum Tax is in line with projected cashflow.
- (d) Includes some cigarette tax collections that are subsequently passed through to HTA, PRMBA and other.
- (e) SUT collections excludes PSTBA, FAM & CINE, and only includes the amounts deposited into the TSA for General Fund use.

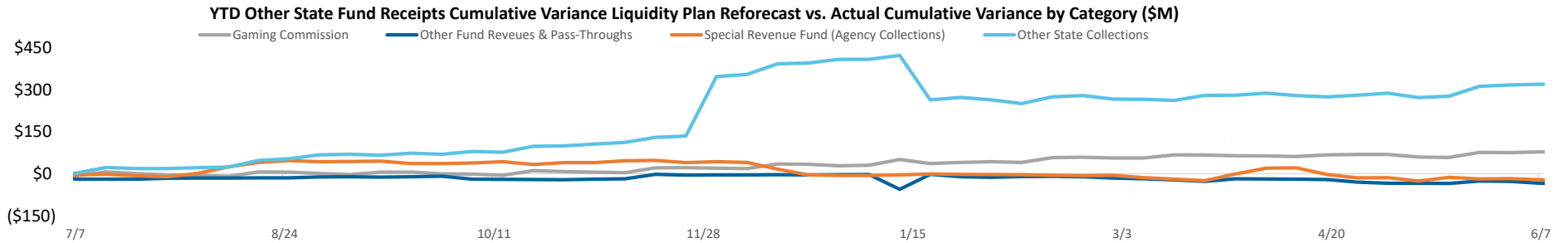
**Puerto Rico Department of Treasury | Hacienda**  
*Other State Fund Collections Summary*

**Key Takeaways / Notes**

- 1) Other State Fund Collections are higher than projected in the Liquidity Plan. The negative variance in Special Revenue Fund is mainly driven by timing differences.
- 2) Other state collections variance is mainly driven by funds received by taxes collected from U.S. Customs and Border Protection (CBP) of \$205M received on November 27, which was 65% higher than projected.  
 In addition, collections from Gambling Commission of the Government of Puerto Rico are \$158M higher than projected. This is largely due to a change for FY2024 that increased the required percentage of slot machine income that casinos pass through to the government from 60% to 100%.

**Other State Fund Collections Year to Date: Actual vs. Forecast (\$M)**

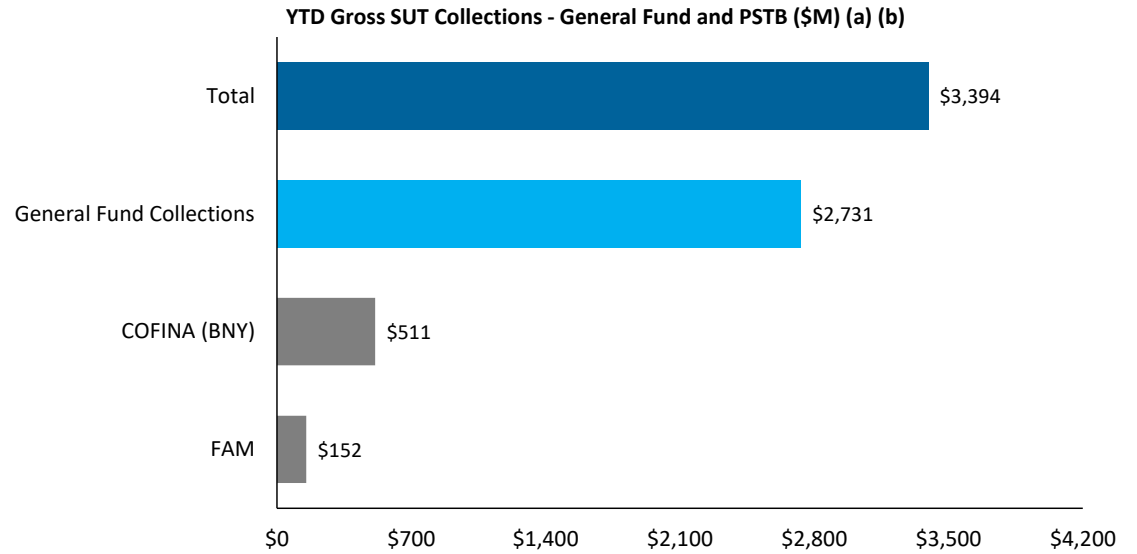
	Actual YTD 6/7	LP YTD 6/7	Var \$ YTD 6/7	Var % YTD 6/7
<b>Other State Fund Collections</b>				
Other Fund Revenues & Pass-Throughs	\$331	\$366	(\$34)	-9%
Electronic Lottery	175	185	(11)	-6%
ASC Pass Through	30	24	7	28%
ACCA Pass Through	79	74	5	7%
Other	47	83	(36)	-43%
Special Revenue Fund (Agency Collections)	422	444	(22)	-5%
Department of Education	10	6	3	53%
Department of Health	57	72	(15)	-21%
Department of State	28	26	2	7%
All Other	328	340	(12)	-4%
Other state collections	1,423	1,103	320	29%
Interests Income	373	295	78	26%
Gambling Commission of the Government of Puerto Rico	370	213	158	74%
Department of Housing	20	19	0	1%
Department of Health	105	111	(6)	-6%
Office of the Commissioner of Insurance	35	5	30	570%
Funds under the Custody of the Department of Treasury	237	255	(18)	-7%
Commissioner of the Financial Institution	85	37	47	127%
All Other	199	167	32	19%
<b>Total</b>	<b>\$2,177</b>	<b>\$1,913</b>	<b>\$264</b>	<b>14%</b>



**Puerto Rico Department of Treasury | Hacienda**  
*Sales and Use Tax Collections Summary*

**Key Takeaways / Notes**

- 1) The proceeds from the Puerto Rico 10.5% SUT rate are allocated as follows: Of the 10.5%, 5.5% is deposited into a COFINA BNY Mellon account until the PSTBA cap is reached, and 4.5% is deposited into the General Fund. The remaining 0.5% is remitted to FAM.



Footnotes

- (a) This schedule reflects gross cash activity and is subject to revision based on periodic reconciliations and accounting adjustments.
- (b) As of June 7, 2024 there is \$59M in SUT collected pending verification and allocation. The verification process includes matching receipts with the appropriate returns and reconciling government account information. Once this process is complete, SUT funds are distributed in accordance with the COFINA Plan of Adjustment based on the ownership of funds and otherwise based on the limits on distributions established therein.

**Puerto Rico Department of Treasury | Hacienda**  
*Federal Funds Net Cash Flow Summary (a)*

**Key Takeaways / Notes**

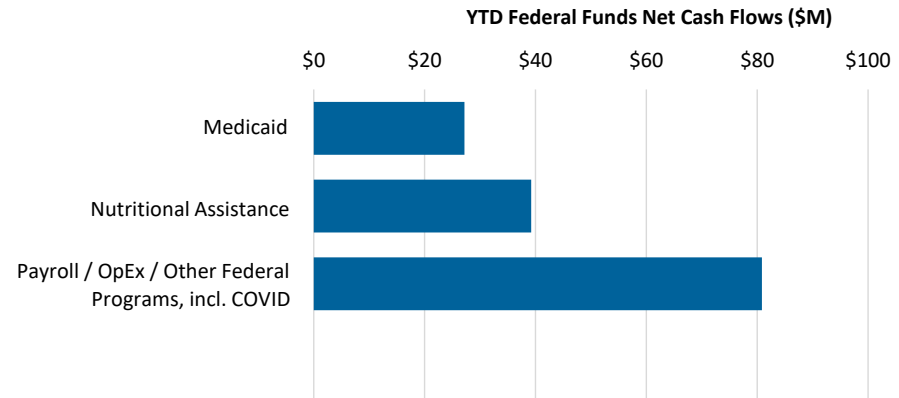
- 1) Receipts for the Nutritional Assistance Program (NAP) and Medicaid (ASES Pass-through) are received in advance of the subsequent pass-through disbursements. Federal Funds received for Payroll and Vendor Payments are typically reimbursed following disbursement. There may be temporary week to week surplus / (deficit) due to timing differences. These funds are held in a separate account outside of TSA. Some of the measures funded by the accounts are initially paid out through TSA, and later reimbursed from the respective external account.
  
- 2) As of the date of the report, \$360M of reimbursements related to Coronavirus Relief Fund (CRF) and Coronavirus State and Local Fiscal Recovery Funds (CSLFRF) have been received and (\$371M) were disbursed and reported herein as All Other Federal Funds Transfers; with a net cash flow of (\$11M).
  
- 3) The Federal Funds are currently higher than projected. The positive YTD variance is mainly driven by lower than projected operating disbursements of \$196M, Medicaid by \$60M, NAP by \$46M, and Payroll and Related Costs by \$10M. This is partially offset by higher than projected expenses from All Other Federal Programs of \$139M.
  
- 4) On March 6, a federal fund reimbursement of \$452M related to the Earned Income Tax Credit (EITC) was transferred to the General Fund.

Footnotes

(a) Please note that federal fund classification as represented here is based on the fund classification at the point of transaction. Agencies regularly review cash transactions and make accounting adjustments that result in fund reclassifications.

Weekly FF Net Surplus (Deficit)	FF Inflows	FF Outflows	Net Cash	LP Net Cash	Variance
			Flow	Flow	
Medicaid (ASES)	\$ -	\$ (33)	\$ (33)	\$ 25	\$ (58)
Nutritional Assistance Program (NAP)	51	(37)	14	(7)	21
Payroll / OpEx / Other Federal Programs, incl. COVID	33	(70)	(38)	(4)	(34)
<i>Payroll / Vendor Disbursements / Other Federal Programs</i>	33	(63)	(30)	(4)	(26)
<i>COVID-19 Federal Funds (CRF &amp; CSLFRF)</i>	-	(8)	(8)	-	(8)
Federally Reimbursable Tax Credits	-	-	-	-	-
<b>Total</b>	<b>\$ 84</b>	<b>\$ (141)</b>	<b>\$ (57)</b>	<b>\$ 14</b>	<b>\$ (71)</b>

YTD Cumulative FF Net Surplus (Deficit)	FF Inflows	FF Outflows	Net Cash	LP Net Cash	Variance
			Flow	Flow	
Medicaid (ASES)	\$ 2,678	\$ (2,651)	\$ 27	\$ 25	\$ 3
Nutritional Assistance Program (NAP)	2,809	(2,770)	39	(7)	46
Payroll / OpEx / Other Federal Programs, incl. COVID	4,443	(4,363)	81	13	68
<i>Payroll / Vendor Disbursements / Other Federal Programs</i>	4,083	(3,991)	92	13	79
<i>COVID-19 Federal Funds (CRF &amp; CSLFRF)</i>	360	(371)	(11)	-	(11)
Federally Reimbursable Tax Credits	452	(452)	-	-	-
<b>Total</b>	<b>\$ 10,382</b>	<b>\$ (10,235)</b>	<b>\$ 147</b>	<b>\$ 31</b>	<b>\$ 116</b>

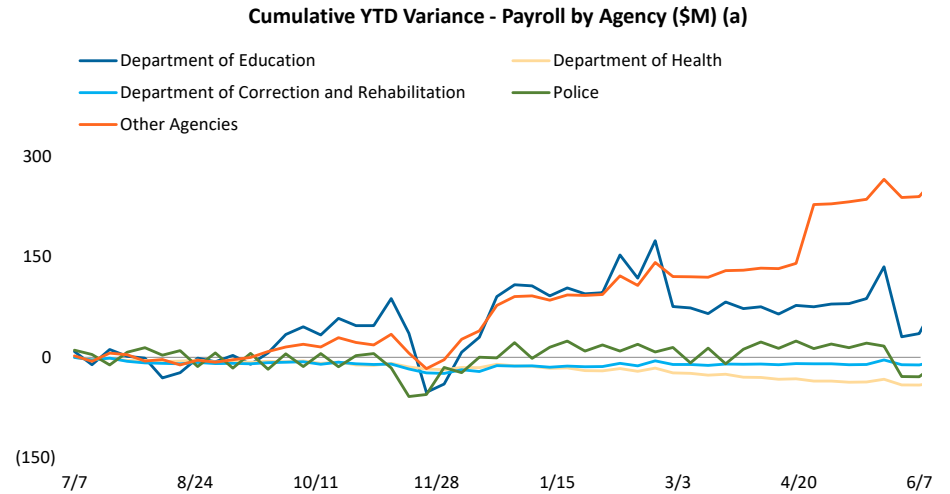


**Puerto Rico Department of Treasury | Hacienda**  
*Payroll / Vendor Disbursements Summary*

**Key Takeaways / Notes : Gross Payroll**

- 1) Positive YTD payroll variance is primarily driven by lower than expected expenses by the Department of Education and All Other Agencies, partially offset by higher than projected expenses by the Department of Health, Police and the Department of Correction & Rehabilitation.

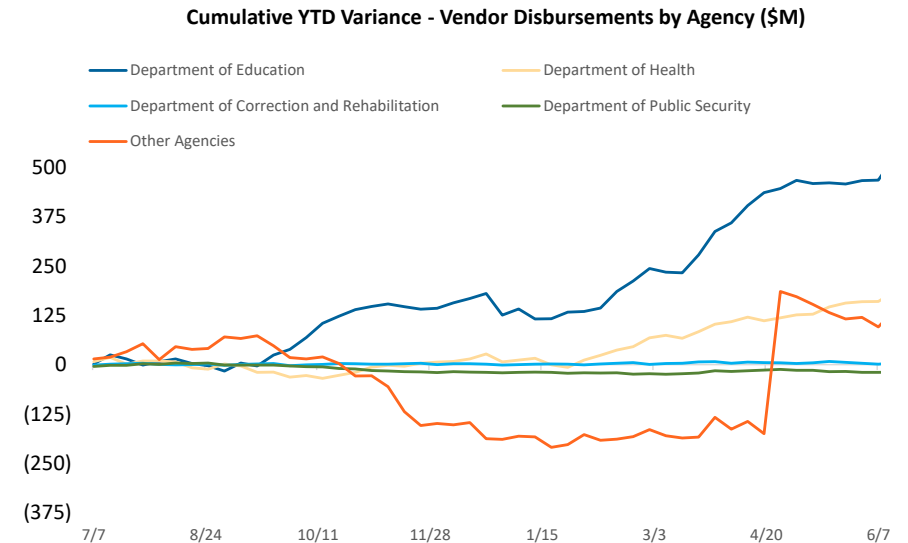
Gross Payroll (\$M) (a) Agency	YTD Variance
Department of Education	\$ 35
Department of Health	(41)
Department of Correction & Rehabilitation	(11)
Police	(29)
All Other Agencies	240
<b>Total YTD Variance</b>	<b>\$ 193</b>



**Key Takeaways / Notes : Vendor Disbursements**

- 1) Positive variance mainly due to lower than projected expenses related to the Department of Education and Department of Health, partially offset by higher than projected disbursements by Department of Public Security.

Vendor Disbursements (\$M) Agency	YTD Variance
Department of Education	\$ 468
Department of Health	160
Department of Correction & Rehabilitation	1
Department of Public Security	(20)
All Other Agencies (b)	97
<b>Total YTD Variance</b>	<b>\$ 707</b>



**Footnotes**

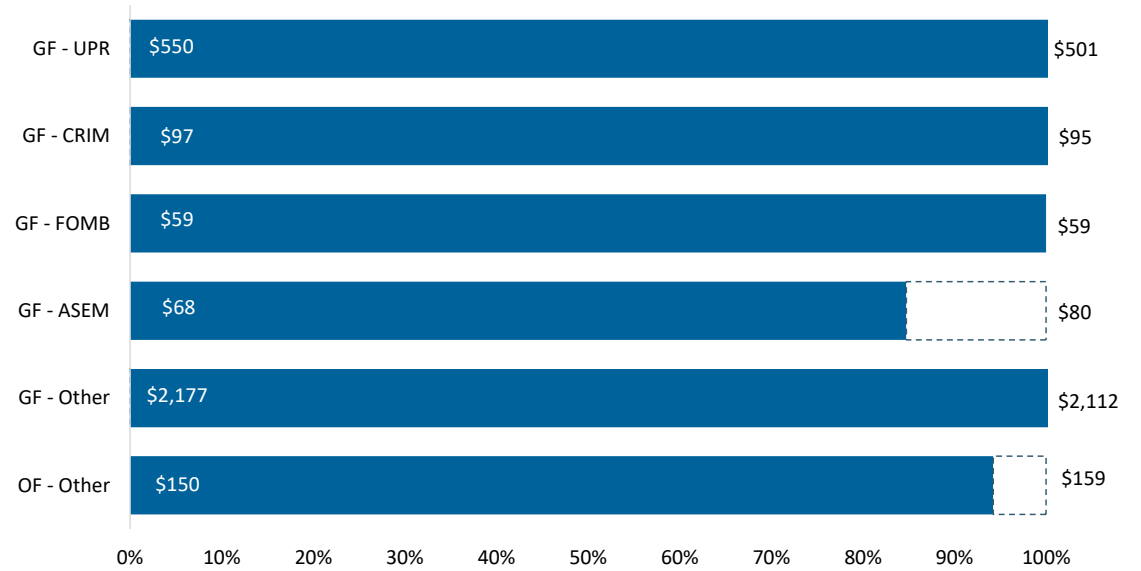
- (a) Gross Payroll is equal to the sum of: (i) Net Payroll by Agency from the DTPR RHUM system; (ii) Other Payroll, and (iii) Cash outlays for wage garnishments by Agency.
- (b) The negative variance for All Other Agencies is mainly driven by the Administration for the Comprehensive Care & Development of Children, the Department of Transportation and Public Works and the Administration of Mental Health and Anti-Addiction Services.

**Puerto Rico Department of Treasury | Hacienda**  
*State Funded Budgetary Transfers Summary*

**Key Takeaways / Notes**

- 1.) General Fund appropriations are generally executed throughout the year on a consistent basis in the first week of a given month. The amount transferred each month is usually the sum of the receiving entity's budgeted amount for FY24 divided by twelve, subject to a 2.5% holdback through the first nine months of the fiscal year, to be disbursed during the fourth quarter following reconciliation of General Fund revenues to Fiscal Plan projections and subsequent approval and authorization for release by the Oversight Board and the Director of FOMB. Other General Fund transfers and Other Fund transfers require the recognition of certain revenues within DTPR accounting records prior to sending funds to a receiving entity.

**YTD FY2024 Budgeted Appropriations Executed (\$M)**



**Remaining Appropriation Budget (\$M)**

Entity Name	Full Year		
	Actual YTD	Expectation	Remaining
GF - UPR	\$ 550	\$ 501	\$ (49)
GF - CRIM	97	95	(1)
GF - FOMB	59	59	-
GF - ASEM	68	80	12
GF - Other	2,177	2,112	(65)
OF - Other	150	159	9
<b>Total</b>	<b>\$ 3,101</b>	<b>\$ 3,007</b>	<b>\$ (94)</b>


**YTD Appropriation Variance (\$M)**

Entity Name	Actual YTD	LP RF YTD	Variance
GF - UPR	\$ 550	\$ 486	\$ (64)
GF - CRIM	97	93	(4)
GF - FOMB	59	58	(2)
GF - ASEM	68	78	10
GF - Other	2,177	2,017	(160)
OF - Other	150	145	(5)
<b>Total</b>	<b>\$ 3,101</b>	<b>\$ 2,876</b>	<b>\$ (225)</b>

**Puerto Rico Department of Treasury | Hacienda**  
*Tax Refunds / PayGo and Pensions Summary*

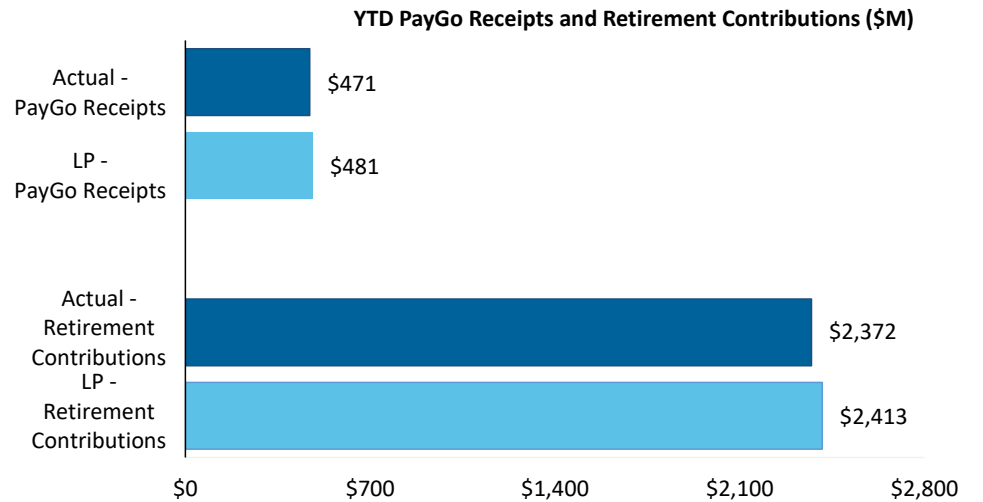
**Key Takeaways / Notes : Tax Credits & Refunds**

- 1) Tax credits and refunds includes EITC distributions, refunds to individuals and seniors as well as other tax credits. Tax Credits and Refunds are \$640M higher than projected. During the month of May, Reimbursable Incentive payments totaling \$139M were disbursed and were not considered in projections. In addition, a federal fund reimbursement of \$211M related to the Earned Income Tax Credit (EITC) is still pending to be transferred.



**Key Takeaways / Notes : PayGo Receipts and Retirement Contributions**

- 1) YTD PayGo receipts are under projected. Further details on the status of PayGo can be found in the monthly PayGo Report on Hacienda website under the Public Finance section.





**Puerto Rico Department of Treasury | Hacienda**

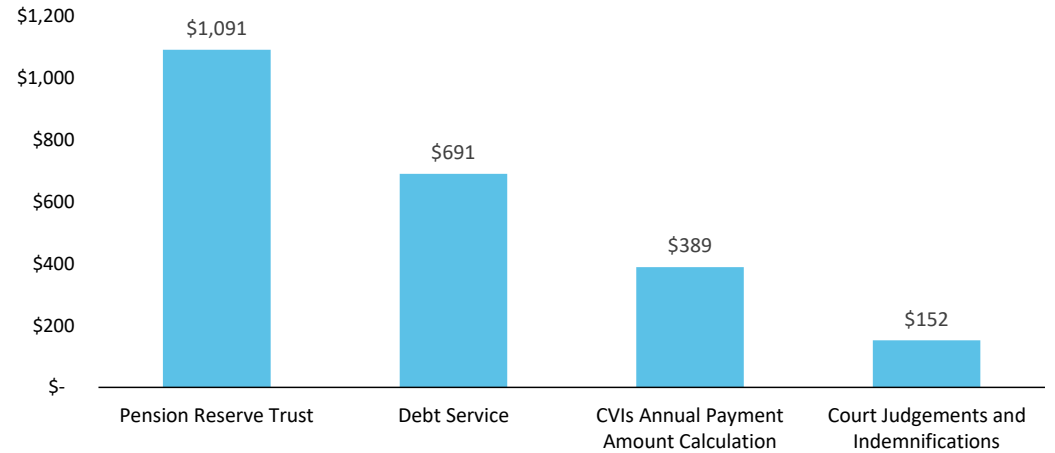
*Plan of Adjustment TSA Transfers Summary*

**Key Takeaways / Notes: Plan Disbursements**

- 1) A total of \$2,323M has been transferred out of the TSA for POA related payments during FY24. Of this, \$52M was for Eminent Domain Claims payments, which were not forecasted in the LP.

<b>Plan-Related TSA Disbursements (\$M)</b>	<b>Actual YTD</b>
Pension Reserve Trust	\$ 1,091
Debt Service	691
CVIs Annual Payment Amount Calculation	389
Court Judgements and Indemnifications	152
<i>GUC Reserve</i>	<i>100</i>
<i>Eminent Domain Claims</i>	<i>52</i>
<i>AFSCME Fee (\$35K Payments)</i>	<i>0</i>
<b>Total</b>	<b>\$ 2,323</b>

**Plan-Related TSA Disbursements (\$M)**



## Puerto Rico Department of Treasury | Hacienda

## Schedule A: Central Government - Live Web Portal AP by Payee Type (a) (b)

## All Agencies

(figures in \$000s)

Continues and Continued...

ID	Agency Name	3rd Party Payables	Intergovernmental Payables	Total
081	Department of Education	\$ 213,809	\$ 16,709	\$ 230,518
071	Department of Health	193,782	9,108	202,890
025	Hacienda (entidad interna - fines de contabilidad)	90,632	115	90,747
049	Department of Transportation and Public Works	37,898	468	38,366
045	Department of Public Security	23,234	19	23,253
050	Department of Natural and Environmental Resources	10,559	7,085	17,644
241	Administration for Integral Development of Childhood	13,571	-	13,571
271	Office of Information Technology and Communications	12,922	56	12,978
067	Department of Labor and Human Resources	12,562	32	12,595
137	Department of Correction and Rehabilitation	10,001	3	10,003
014	Environmental Quality Board	8,965	329	9,294
095	Mental Health and Addiction Services Administration	8,414	70	8,484
028	Commonwealth Election Commission	8,065	-	8,065
024	Department of the Treasury	7,321	9	7,330
127	Administration for Socioeconomic Development of the Family	6,445	156	6,601
122	Department of the Family	6,489	81	6,570
023	Department of State	5,994	-	5,994
123	Families and Children Administration	5,401	62	5,464
120	Veterans Advocate Office	5,168	2	5,171
078	Department of Housing	3,756	328	4,084
016	Office of Management and Budget	3,190	3	3,192
311	Gaming Commission	2,964	0	2,965
126	Vocational Rehabilitation Administration	2,526	4	2,530
055	Department of Agriculture	2,496	-	2,496
043	Puerto Rico National Guard	2,326	2	2,327
087	Department of Sports and Recreation	1,735	77	1,812
038	Department of Justice	1,589	0	1,590
124	Child Support Administration	1,427	75	1,502
018	Planning Board	1,446	45	1,491
031	General Services Administration	1,341	-	1,341
266	Office of Public Security Affairs	396	797	1,193
105	Industrial Commission	1,010	3	1,012
155	State Historic Preservation Office	930	4	934
152	Elderly and Retired People Advocate Office	728	144	872
026	Special Appropriations for the Central Government Retiree	723	-	723
015	Office of the Governor	664	39	703
329	Socio-Economic Development Office	660	-	660

## Puerto Rico Department of Treasury | Hacienda

## Schedule A: Central Government - Live Web Portal AP by Payee Type (a) (b)

## All Agencies

(figures in \$000s)

Continues and Continued...

ID	Agency Name	3rd Party Payables	Intergovernmental Payables	Total
096	Women's Advocate Office	602	0	603
298	Public Service Regulatory Board	528	3	531
208	Contributions to Municipalities	-	250	250
022	Office of the Commissioner of Insurance	223	-	223
153	Advocacy for Persons with Disabilities of the Commonwealth	174	44	218
065	Public Services Commission	154	0	154
075	Office of the Financial Institutions Commissioner	86	-	86
279	Public Service Appeals Commission	56	0	56
069	Department of Consumer Affairs	55	-	55
030	Office of Administration and Transformation of HR in the Gov	49	-	49
143	Office of Protection and Advocacy of Persons with Disabilities	47	-	47
231	Health Advocate Office	44	-	44
281	Office of the Electoral Comptroller	38	-	38
220	Correctional Health	36	-	36
068	Labor Relations Board	15	-	15
060	Citizen's Advocate Office (Ombudsman)	9	0	9
139	Parole Board	7	-	7
021	Emergency Management and Disaster Administration Agency	7	-	7
040	Puerto Rico Police	2	-	2
034	Investigation, Prosecution and Appeals Commission	2	0	2
062	Cooperative Development Commission	2	-	2
226	Joint Special Counsel on Legislative Donations	2	-	2
037	Civil Rights Commission	1	-	1
<b>Total</b>		<b>\$ 713,279</b>	<b>\$ 36,124</b>	<b>\$ 749,402</b>

Footnotes:

- (a) Data presented above represents the Central Government live AP Web Portal repository of third party and intergovernmental invoices by agency, implemented for FY2019. The full transition to managing central government payables through the web portal is not yet complete and therefore the table above may not represent all Central Government AP. Ongoing efforts with the largest agencies to implement the appropriate processes and controls needed to fully transition to the web portal and realize improvements in reporting and efficiency continue as of the date of this report.
- (b) On a go-forward basis, vendors submit invoices for approval through the live AP Web Portal where they are logged electronically, matched with the appropriate purchase order or other relevant documentation, and approved / vouchered at the agency level through the online interface.

## Puerto Rico Department of Treasury | Hacienda

## Schedule B: Central Government - Live Web Portal AP Aging (a) (b)

All Agencies

(figures in \$000s)

Continues and Continued...

ID	Agency Name	0 - 30	31 - 60	61 - 90	Over 90 days	Total
081	Department of Education	\$ 64,553	\$ 43,475	\$ 35,793	\$ 86,698	\$ 230,518
071	Department of Health	20,719	18,703	6,588	156,881	202,890
025	Hacienda (entidad interna - fines de contabilidad)	63,249	2,970	2,615	21,913	90,747
049	Department of Transportation and Public Works	8,373	6,351	2,339	21,303	38,366
045	Department of Public Security	7,335	1,883	822	13,213	23,253
050	Department of Natural and Environmental Resources	4,394	8,715	490	4,045	17,644
241	Administration for Integral Development of Childhood	2,266	1,752	1,654	7,899	13,571
271	Office of Information Technology and Communications	3,480	1,717	3,434	4,348	12,978
067	Department of Labor and Human Resources	2,617	4,986	1,769	3,222	12,595
137	Department of Correction and Rehabilitation	4,614	2,370	642	2,378	10,003
014	Environmental Quality Board	224	189	133	8,748	9,294
095	Mental Health and Addiction Services Administration	4,086	1,555	407	2,436	8,484
028	Commonwealth Election Commission	4,084	1,276	1,101	1,604	8,065
024	Department of the Treasury	3,755	2,640	221	714	7,330
127	Administration for Socioeconomic Development of the Family	1,039	906	431	4,225	6,601
122	Department of the Family	2,164	1,803	752	1,852	6,570
023	Department of State	5,805	12	37	140	5,994
123	Families and Children Administration	2,536	1,650	346	931	5,464
120	Veterans Advocate Office	732	5	-	4,434	5,171
078	Department of Housing	1,215	808	722	1,339	4,084
016	Office of Management and Budget	1,892	329	352	620	3,192
311	Gaming Commission	2,438	65	66	395	2,965
126	Vocational Rehabilitation Administration	1,026	461	115	928	2,530
055	Department of Agriculture	181	351	1,122	842	2,496
043	Puerto Rico National Guard	371	790	149	1,019	2,327
087	Department of Sports and Recreation	435	989	73	314	1,812
038	Department of Justice	408	74	444	663	1,590
124	Child Support Administration	326	165	177	833	1,502
018	Planning Board	83	520	151	737	1,491
031	General Services Administration	390	315	273	363	1,341
266	Office of Public Security Affairs	405	60	-	728	1,193
105	Industrial Commission	203	53	26	731	1,012
155	State Historic Preservation Office	152	311	234	237	934
152	Elderly and Retired People Advocate Office	418	150	27	278	872
026	Special Appropriations for the Central Government Retirement System	11	13	11	689	723
015	Office of the Governor	190	233	128	152	703
329	Socio-Economic Development Office	349	63	32	216	660
096	Women's Advocate Office	288	159	66	90	603
298	Public Service Regulatory Board	146	92	52	240	531
208	Contributions to Municipalities	250	-	-	-	250
022	Office of the Commissioner of Insurance	146	19	28	30	223
153	Advocacy for Persons with Disabilities of the Commonwealth of Puerto Rico	23	24	10	161	218
065	Public Services Commission	-	-	0	154	154
075	Office of the Financial Institutions Commissioner	65	-	-	21	86
279	Public Service Appeals Commission	29	26	-	1	56
069	Department of Consumer Affairs	9	16	0	29	55
030	Office of Administration and Transformation of HR in the Govt.	21	15	1	12	49
143	Office of Protection and Advocacy of Persons with Disabilities	8	6	6	27	47
231	Health Advocate Office	25	18	0	1	44
281	Office of the Electoral Comptroller	34	4	-	0	38

## Puerto Rico Department of Treasury | Hacienda

## Schedule B: Central Government - Live Web Portal AP Aging (a) (b)

## All Agencies

(figures in \$000s)

Continues and Continued...

ID	Agency Name	0 - 30	31 - 60	61 - 90	Over 90 days	Total
220	Correctional Health	34	-	-	2	36
068	Labor Relations Board	14	0	-	0	15
060	Citizen's Advocate Office (Ombudsman)	0	1	-	8	9
139	Parole Board	3	-	2	2	7
021	Emergency Management and Disaster Administration Agency	-	-	-	7	7
040	Puerto Rico Police	-	-	-	2	2
034	Investigation, Prosecution and Appeals Commission	1	-	-	0	2
062	Cooperative Development Commission	2	-	-	-	2
226	Joint Special Counsel on Legislative Donations	1	0	0	0	2
037	Civil Rights Commission	0	-	-	0	1
<b>Total</b>		<b>\$ 217,619</b>	<b>\$ 109,092</b>	<b>\$ 63,837</b>	<b>\$ 358,855</b>	<b>\$ 749,402</b>

Footnotes:

- (a) Data presented above represents the Central Government live AP Web Portal repository of third party and intergovernmental invoices by agency, implemented for FY2019. The full transition to managing central government payables through the web portal is not yet complete and therefore the table above may not represent all Central Government AP. Ongoing efforts with the largest agencies to implement the appropriate processes and controls needed to fully transition to the web portal and realize improvements in reporting and efficiency continue as of the date of this report.
- (b) On a go-forward basis, vendors submit invoices for approval through the live AP Web Portal where they are logged electronically, matched with the appropriate purchase order or other relevant documentation, and approved / vouchered at the agency level through the online interface.