

DEPARTMENT OF THE

# TREASURY

---

GOVERNMENT OF PUERTO RICO



## ***Government of Puerto Rico***

***Treasury Single Account ("TSA") FY 2026 Cash Flow***

***As of June 12, 2026***

## Glossary

Term	Definition
<b>ACAA</b>	- Automobile Accident Compensation Administration, or Administración de Compensaciones por Accidentes de Automoviles, is a component unit of the Commonwealth of Puerto Rico.
<b>Act 154</b>	- Act 154 means Act No. 154-2010, which, inter alia, imposes a temporary excise tax on the acquisition by multinationals of certain property manufactured or produced in whole or in part in Puerto Rico and on the acquisition of certain manufacturing services carried out in Puerto Rico. The Act 154 temporary excise tax expires on December 31, 2027.
<b>AFI / PRIFA</b>	- Infrastructure Financing Authority.
<b>ASC</b>	- Compulsory Liability Insurance, private insurance company.
<b>ASES</b>	- Puerto Rico Health Insurance Administration, a public corporation and component unit of the Commonwealth of Puerto Rico.
<b>CINE</b>	- Puerto Rico Cinema Fund, a recipient of certain assigned sales and use tax revenues.
<b>COFINA</b>	- Puerto Rico Sales Tax Financing Corporation.
<b>DTPR</b>	- Department of the Treasury of Puerto Rico also referred to as "Hacienda".
<b>DTPR Collection System</b>	- This is the software system that DTPR uses for collections.
<b>FAM</b>	- Municipal Fund Administration, a recipient of certain assigned sales and use tax revenues.
<b>General Fund Collections</b>	- All gross tax collections received and deposited into the TSA from all Hacienda Collection Posts, through the Hacienda Colecturia Virtual (online), and/or SURI, as well as certain pass-through collections and others.
<b>General Fund</b>	- General Fund (Operating Fund) means the Commonwealth principal operating fund; disbursements from such fund are generally approved through the Commonwealth's annual budgeting process.
<b>Gross Payroll</b>	- Gross Payroll is equal to the sum of: (i) Net Payroll from the DTPR RHUM system; (ii) Other Payroll and (iii) Cash outlays for wage garnishments by Agency.
<b>HTA</b>	- Puerto Rico Highways and Transportation Authority, a public corporation and a component unit of the Commonwealth of Puerto Rico.
<b>Liquidity Plan (LP)</b>	- The Liquidity Plan is the translation of the Certified Fiscal Plan ("CFP") and Certified Budget ("Budget") into a cash flow projection. The TSA Liquidity Plan encompasses all cash flow activity within the TSA. Certain cash flow activity is contemplated in the CFP and Budget, but occurs outside the TSA. Cash flow bridges from the TSA to the CFP and Budget have been included to facilitate comparison.
<b>NAP</b>	- NAP, or the Nutrition Assistance Program, also known as PAN, or Programa de Asistencia Nutricional is a federal assistance nutritional program provided by the United States Department of Agriculture (USDA) solely to Puerto Rico.
<b>OMB</b>	- The Office of Management and Budget of Puerto Rico.
<b>Other Payroll</b>	- Other Payroll expenses relate to employee withholdings, social security, insurance, and other deductions.
<b>Other State Collections</b>	- Inflows related to various Health Department programs, the State Insurance Fund, the Commissioner of Financial Institutions, interest earned on TSA bank accounts and others.
<b>PayGo</b>	- PayGo - Puerto Rico pension system that is funded through a pay-as-you-go system. Retirement benefits expenses of government employers are paid by the central government and reimbursed by the employers, with such funds received by the TSA.
<b>Plan of Adjustment ("Plan")</b>	- Plan to adjust the liabilities for the Commonwealth of Puerto Rico, the Puerto Rico Public Building Authority, and Employee Retirement System of the Government of Puerto Rico confirmed on 1/18/22 by the US District Court for the District of Puerto Rico under PROMESA.
<b>PREPA</b>	- Puerto Rico Electric Power Authority, a public corporation and a component unit of the Commonwealth of Puerto Rico.
<b>PRITA</b>	- Puerto Rico Integrated Transport Authority, a public corporation and component unit of the Commonwealth of Puerto Rico.
<b>PSTBA</b>	- The PSTBA is an amount established under Act 91-2006, as amended, and the Sales Tax Revenue Bond Resolution, as amended, and restated on June 10, 2009 (the "Bond Resolution"), that currently must be received by COFINA from 5.5% of the SUT before the Commonwealth can receive any of the other 5.5% SUT.
<b>Public Corporation</b>	- Public corporations are governmental authorities with autonomous structure separate from the central government administration and with independent treasury functions.
<b>RHUM System</b>	- This is the software system that DTPR uses for payroll.
<b>SIFC</b>	- State Insurance Fund Corporation, a public corporation and a component unit of the Commonwealth of Puerto Rico.
<b>Special Revenue Receipts</b>	- Collections made by central government agencies at collection posts for services rendered by the agencies as well as fees, licenses, permits, fines and others.
<b>SURI</b>	- Sistema Unificado de Rentas Internas is the new digital tool of the Department of the Treasury that will allow integration and streamlining of the administration of taxes and revenues and eliminate the complexity of the current systems for the benefit of the Treasury and the taxpayers.
<b>SURI Sweep Account Transfers</b>	- The SURI Sweep Account balance transfers is included as part of the General Fund Collections.
<b>TSA</b>	- Treasury Single Account, the Commonwealth's main operational bank account (concentration account) in which a majority of receipts from Governmental funds are deposited and from which most expenses are disbursed. TSA receipts include tax collections, charges for services, intergovernmental collections, the proceeds of short and long-term debt issuances and amounts held in custody by the Secretary of the Treasury for the benefit of the Commonwealth's fiduciary funds. Only a portion of the revenues received by the TSA is included in the annual General Fund budget presented to the Puerto Rico Legislative Assembly for approval. Other revenues are separately assigned by law to certain agencies or public corporations but still flow through the TSA.

## Disclaimer

- The Department of the Treasury of Puerto Rico (“Hacienda”), the Government of Puerto Rico (the “Government”), and each of their respective officers, directors, employees, agents, attorneys, advisors, members, partners or affiliates (collectively, with Hacienda and the Government the “Parties”) make no representation or warranty, express or implied, to any third party with respect to the information contained herein and all Parties expressly disclaim any such representations or warranties.
- The Parties do not owe or accept any duty or responsibility to any reader or recipient of this presentation, whether in contract or tort, and shall not be liable for or in respect of any loss, damage (including without limitation consequential damages or lost profits) or expense of whatsoever nature of such third party that may be caused by, or alleged to be caused by, the use of this presentation or that is otherwise consequent upon the gaining of access to this document by such third party.
- This document does not constitute an audit conducted in accordance with generally accepted auditing standards, an examination of internal controls or other attestation or review services in accordance with standards established by the American Institute of Certified Public Accountants or any other organization. Nor does this document constitute an audit of compliance with any other federal law, rule, or regulation. Accordingly, the Parties do not express an opinion or any other form of assurance on the financial statements or any financial or other information or the internal controls of the Government and the information contained herein.
- Any statements and assumptions contained in this document, whether forward-looking or historical, are not guarantees of future performance and involve certain risks, uncertainties, estimates and other assumptions made in this document. The economic and financial condition of the Government and its instrumentalities is affected by various financial, social, economic, environmental and political factors. These factors can be very complex, may vary from one fiscal year to the next and are frequently the result of actions taken or not taken, not only by the Government and its agencies and instrumentalities, but also by entities such as the government of the United States. Because of the uncertainty and unpredictability of these factors, their impact cannot be included in the assumptions contained in this document. Future events and actual results may differ materially from any estimates, projections, or statements contained herein. Nothing in this document should be considered as an express or implied commitment to do or take, or to refrain from taking, any action by Hacienda, the Government, or any government instrumentality in the Government or an admission of any fact or future event. Nothing in this document shall be considered a solicitation, recommendation or advice to any person to participate, pursue or support a particular course of action or transaction, to purchase or sell any security, or to make any investment decision.
- By receiving this document, the recipient shall be deemed to have acknowledged and agreed to the terms of these limitations.
- This document may contain capitalized terms that are not defined herein, or may contain terms that are discussed in other documents or that are commonly understood. You should make no assumptions about the meaning of capitalized terms that are not defined, and you should consult with advisors of Hacienda should clarification be required.

## Introduction

- Enclosed is the weekly Treasury Single Account ("TSA") cash flow report and supporting schedules with weekly YTD FY2026 actual results compared to the FY2026 Liquidity Plan.
- TSA is the Commonwealth's main operational bank account (concentration account) in which a majority of receipts from Governmental funds are deposited and from which most expenses are disbursed.
- Receipts in the TSA include tax collections (including revenues assigned to certain public corporations and pledged for the payment of their debt service), charges for services, intergovernmental collections (such as reimbursements from Federal assistance grants), the proceeds of short and long-term debt issuances held in custody by the Secretary of Treasury for the benefit of the Government fiduciary funds, and other receipts. Only a portion of the revenues received by the TSA is included in the annual General Fund budget presented to the Puerto Rico Legislative Assembly for approval. Other revenues are separately assigned by law to certain agencies or public corporations but still flow through the TSA.
- Disbursements from the TSA include payroll and related costs, vendor and operational disbursements (including those reimbursed by Federal assistance grants and funded from Special Revenue Funds), welfare expenditures, capital outlays, debt service payments, required budgetary formulas and appropriation payments, pass-through payments of pledged revenues to certain public corporations, tax refunds, payments of current pension benefits and other disbursements.
- Federal funds related to disaster relief for hurricanes Irma and Maria are deposited in a separate bank account overseen by the Government Authorized Representative ("GAR"). Funds may be transferred to the TSA either: (i) after admissible disbursements (per approved Project Worksheets) have been made or (ii) once supporting documentation for an accrual or related expense are provided to and approved by FEMA. Therefore, FEMA funding may also be received in advance of actual cash disbursement, as payments to vendors may occur subsequent to when the corresponding services are rendered / expenses are recorded.
- Data limitations and commentary:  
The government has focused on cash transaction information for which access to reliable, timely, and detailed data is readily available. The government continues to work with DTPR and other parties to access additional reliable data that would help to provide additional detail in the future.

**Puerto Rico Department of Treasury | Hacienda**  
*Executive Summary - TSA Cash Flow Actual Results*  
*(figures in Millions)*

<b>Bank Cash Position</b>	<b>Weekly Cash Flow</b>	<b>YTD Net Cash Flow</b>	<b>YTD Actual vs LP Variance</b>
<b>\$12,070</b>	<b>\$50</b>	<b>\$708</b>	<b>\$1,600</b>

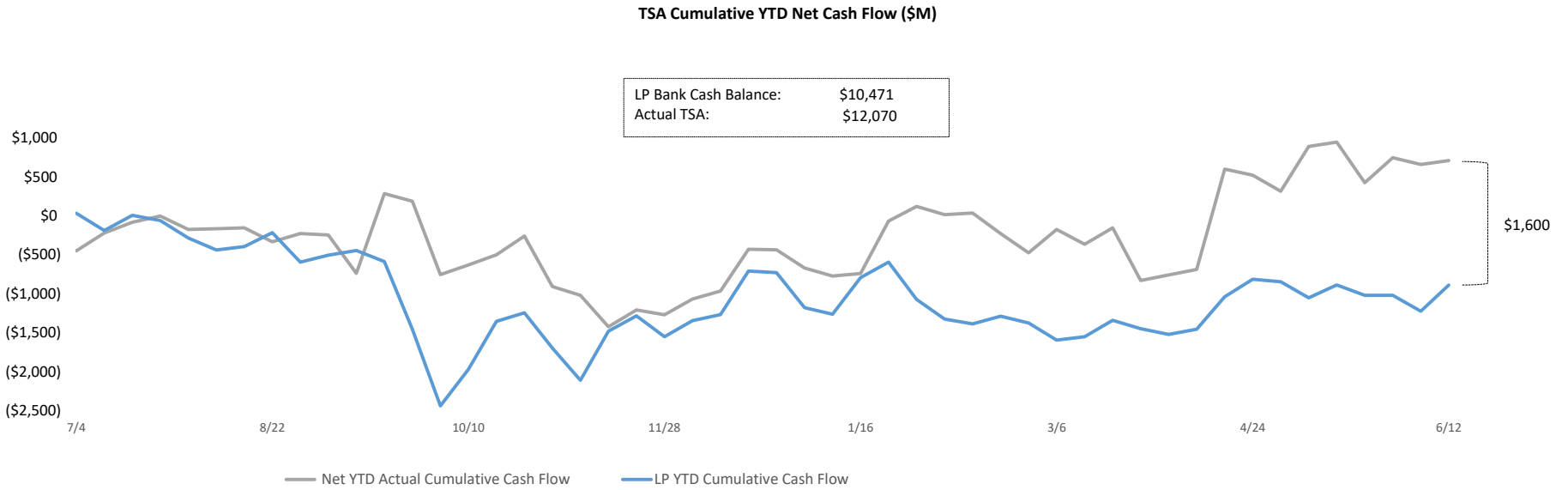
**Bridge from FY26 Liquidity Plan projected TSA Cash Balance to actual FY26 TSA Cash Balance as of June 12, 2026**

<b>Cash Flow line item</b>	<b>Variance Bridge (\$M)</b>	<b>Comments</b>
Liquidity Plan RF Projected Cash Balance 6/12/26:	\$ 10,471	
1 State Collections	724	1. State collections are currently higher than projected. The positive variance is mainly driven by higher General Funds of \$648M and \$78M on Special Revenue Funds.
2 Federal Fund Net Cash Flow	207	2. Federal Funds reimbursements are frequently received later than the related disbursements, resulting in week-to-week fluctuations. The year-to-date favorable variance is mainly attributable to lower than projected operating disbursements by \$734M, higher NAP of \$76M, higher All Other Federal Funds transfers by \$23M and higher Medicaid net cash flow of \$19M. These favorable impacts are partially offset by lower than projected funds on All Other Federal Programs by (\$546M) and higher than projected payroll and related costs by (\$102M).
3 Tax Credits & Refunds	(547)	
4 Payroll and Related Costs	354	
5 Operating Disbursements	96	3. Tax Refunds and other tax credits are higher than projected. The variance is mainly due to approximately \$412 million in incentive tax refunds not included in the FY2026 Liquidity Plan, with the remainder driven by timing differences in tax-related disbursements. Federal EITC reimbursements totaled \$717 million year to date, including \$566 million received on March 3 and \$151 million on March 13.
6 Custody Account Transfers	539	
All Other	233	4. Payroll and related costs are currently lower than projected. The positive variance is driven by lower payroll costs on General Funds by \$300M and Other State Funds by \$54M.
<b>Actual TSA Cash Account Balance</b>	<b>\$ 12,070</b>	5. Operating disbursements are currently lower than projected. The positive variance is driven by lower General Fund disbursements of \$112M, partially offset by higher than projected Other State Fund disbursements of (\$15M).  6. Custody account and other transfers are lower than projected, mainly due to timing differences.

**Memo: Summary of Cash Balances**

TSA Operational Cash	\$ 9,167
TSA Reserves	2,903
<b>Actual TSA Cash Account Balance</b>	<b>\$ 12,070</b>

**Puerto Rico Department of Treasury | Hacienda**  
YTD TSA Cash Flow Summary - Actual vs LP



**YTD Actuals vs. Liquidity Plan**

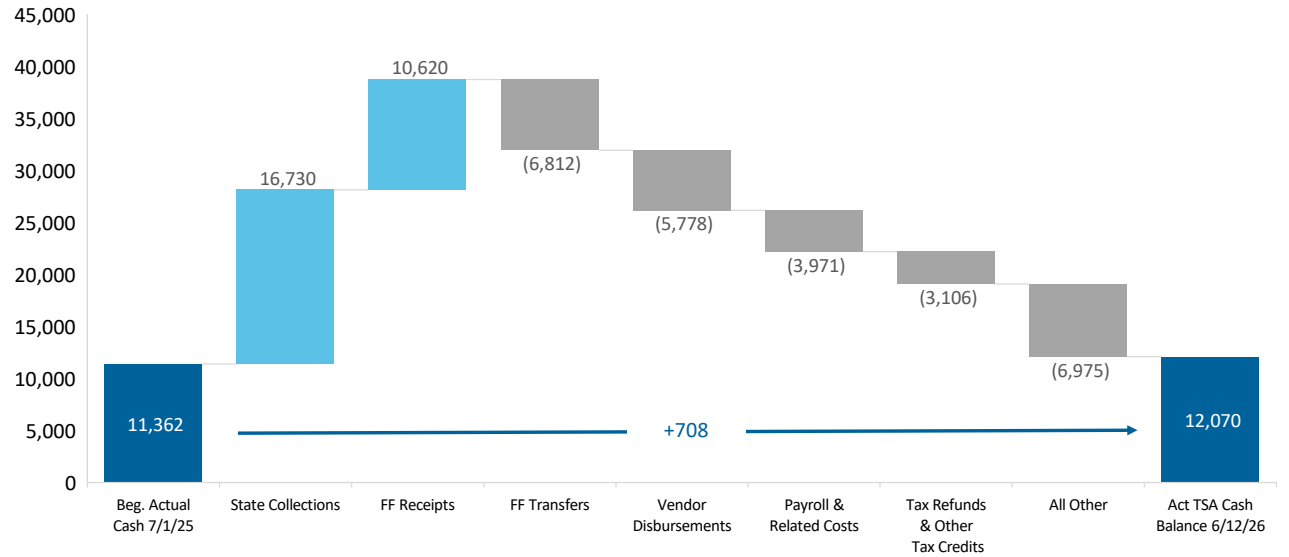
YTD net cash flow is \$708M and cash flow variance to the Liquidity Plan is \$1,600M, with various offsetting variances within.

**Puerto Rico Department of Treasury | Hacienda**  
*YTD Cash Flow Summary - TSA Cash Flow Actual Results*

**Net Cash Flow - YTD Actuals**

- 1) The primary cash driver of FY26 are State Collections. Federal Fund inflows of \$10,620M represents 38% of YTD inflows, but are largely offset by Federal Fund transfers, with YTD net surplus of \$269M. Refer to page 13 for additional detail.

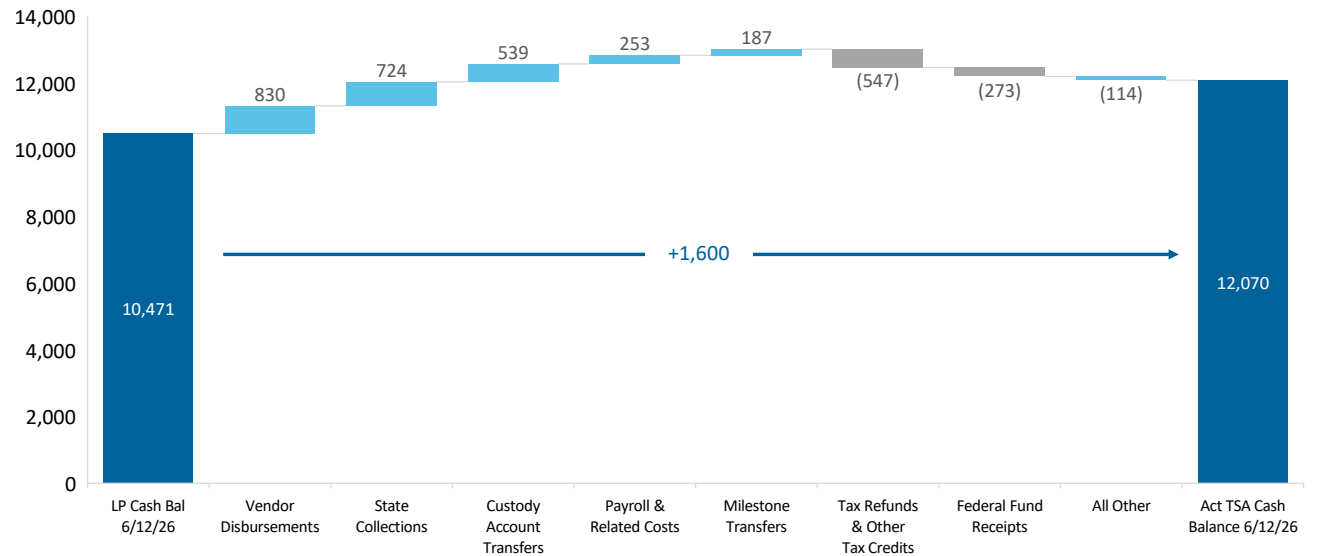
**TSA YTD Cash Flow Actuals: Key Cash Flow Concepts (\$M)**



**Net Cash Flow YTD Variance - LP vs. Actual**

- 1) Vendor Disbursements, State Collections, Custody Account Transfers, Payroll & Related Costs, and Milestone Transfers are the main drivers of the YTD cash flow variance. This is partially offset by lower than projected Tax Refunds & Other Tax Credits, Federal Funds Receipts and All Other.

**TSA YTD Top Cash Flow Variances (\$M)**



Puerto Rico Department of Treasury | Hacienda  
TSA Cash Flow Actual Results for the Week Ended June 12, 2026

		FY26 Actual	FY26 LP	Variance	FY26 Actual	FY26 LP	Variance YTD
		6/12	6/12	6/12	YTD	YTD	FY26 vs LP
		<i>(figures in Millions)</i>					
		<b>State Collections</b>					
1	General fund collections (a)	\$537	\$624	(\$87)	\$14,443	\$13,797	\$646
2	Other fund revenues & Pass-throughs (b)	3	23	(20)	357	358	(1)
3	Special Revenue receipts	6	11	(5)	471	480	(9)
4	All Other state collections (c)	25	27	(2)	1,459	1,372	87
5	Subtotal - State collections	\$571	\$685	(\$114)	\$16,730	\$16,006	\$724
		<b>Federal Fund Receipts</b>					
6	Medicaid	25	18	7	3,915	3,756	159
7	Nutrition Assistance Program	0	68	(68)	3,001	2,931	70
8	All Other Federal Programs	50	61	(11)	2,941	3,486	(\$546)
9	Other - CRF & CSFRF and EITC	0	-	0	763	719	44
10	Subtotal - Federal Fund receipts	\$75	\$147	(\$72)	\$10,620	\$10,892	(\$273)
		<b>Balance Sheet Related</b>					
11	Paygo charge	15	9	6	494	508	(13)
12	Other	-	-	-	-	-	-
13	Subtotal - Other Inflows	\$15	\$9	\$6	\$494	\$508	(\$13)
		<b>Plan of Adjustment Related</b>					
14	CW Intragovernmental Transfers (d)	-	-	-	143	141	2
15	Other	-	-	-	-	-	-
16	Subtotal - Plan Inflows	-	-	-	\$143	\$141	\$2
17	<b>Total Inflows</b>	<b>\$661</b>	<b>\$841</b>	<b>(\$180)</b>	<b>\$27,987</b>	<b>\$27,548</b>	<b>\$439</b>
		<b>Payroll and Related Costs (e)</b>					
18	General fund	(121)	(91)	(30)	(2,953)	(3,253)	300
19	Federal fund	(37)	(23)	(14)	(869)	(767)	(102)
20	Other State fund	(4)	(5)	1	(149)	(203)	54
21	Subtotal - Payroll and Related Costs	(\$162)	(\$119)	(\$43)	(\$3,971)	(\$4,223)	\$253
		<b>Operating Disbursements (f)</b>					
22	General fund	(99)	(64)	(35)	(2,419)	(2,531)	112
23	Federal fund	(28)	(52)	24	(1,953)	(2,687)	734
24	Other State fund	(59)	(29)	(29)	(1,405)	(1,390)	(15)
25	Subtotal - Vendor Disbursements	(\$186)	(\$145)	(\$41)	(\$5,778)	(\$6,608)	\$830
		<b>State-funded Budgetary Transfers</b>					
26	General Fund	(52)	(6)	(46)	(2,626)	(2,469)	(157)
27	Other State Fund	-	-	-	(94)	(280)	186
28	Subtotal - Appropriations - All Funds	(\$52)	(\$6)	(\$46)	(\$2,720)	(\$2,749)	\$30
		<b>Federal Fund Transfers</b>					
29	Medicaid	-	(18)	18	(3,910)	(3,770)	(140)
30	Nutrition Assistance Program	(61)	(69)	8	(2,880)	(2,887)	6
31	All other federal fund transfers	(1)	-	(1)	(21)	-	(21)
32	Subtotal - Federal Fund Transfers	(\$62)	(\$87)	\$25	(\$6,812)	(\$6,657)	(\$155)
		<b>Other Disbursements - All Funds</b>					
33	Retirement Contributions	(93)	(99)	5	(2,400)	(2,494)	94
34	Tax Refunds & other tax credits (g)	(41)	(34)	(6)	(3,106)	(2,560)	(547)
35	PROMESA Mandates Costs	(4)	(0)	(4)	(101)	(24)	(76)
36	State Cost Share	-	-	-	-	-	-
37	Milestone Transfers	-	-	-	(2)	(188)	187
38	Custody Account Transfers	(9)	(17)	8	(238)	(777)	539
39	Other items paid from FY24 Surplus	-	-	-	-	-	-
40	Loans and Notes Transactions (i)	-	-	-	(82)	(75)	(7)
41	All Other	-	-	-	(28)	(24)	(4)
42	Subtotal - Other Disbursements - All Funds	(\$147)	(\$150)	\$3	(\$5,957)	(\$6,143)	\$186
		<b>Plan of Adjustment Related</b>					
43	Disbursements to Paying Agent	(1)	-	(1)	(2,042)	(2,059)	17
44	Direct Disbursements	-	-	-	-	-	-
45	Subtotal - Plan Disbursements	(\$1)	-	(\$1)	(\$2,042)	(\$2,059)	\$17
46	<b>Total Outflows</b>	<b>(\$611)</b>	<b>(\$508)</b>	<b>(\$103)</b>	<b>(\$27,279)</b>	<b>(\$28,439)</b>	<b>\$1,160</b>
47	<b>Net Operating Cash Flow</b>	<b>\$50</b>	<b>\$334</b>	<b>(\$283)</b>	<b>\$708</b>	<b>(\$892)</b>	<b>\$1,600</b>
48	Bank Cash Position, Beginning	12,020	10,137	1,883	11,362	11,362	(0)
49	<b>Bank Cash Position, Ending</b>	<b>\$12,070</b>	<b>\$10,471</b>	<b>\$1,600</b>	<b>\$12,070</b>	<b>\$10,471</b>	<b>\$1,600</b>
		<b>Memo: Summary of Accounts</b>					
	Operational	\$9,167					
	Reserves (h)	2,903					
	<b>Total Bank Cash Position</b>	<b>\$12,070</b>					

**Puerto Rico Department of Treasury | Hacienda***FY26 TSA Cash Flow Actual Results - Footnotes*Footnotes:

- (a) Represents gross tax collections received and deposited from all Hacienda Collection Posts, through the Hacienda Colecturia Virtual (online) and/or SURI. Additionally, as of the date of this report, the "General Fund Collections" line item includes unreconciled collections due to DTPR transition to collecting various gross tax receipts through SURI system. The SURI Sweep Account balance transfers is included as part of the General Fund Collections.
- (b) These revenues are collected by DTPR and immediately appropriated.
- (c) Inflows related to the State Insurance Fund, the Department of Labor and Human Resources, the Commissioner of Financial Institutions, interest earned on TSA bank accounts and others. As of the date of this report, the TSA has received \$336M in interest income in FY26 from earnings on the TSA cash balance. Bank charges ascend to \$3.7M and merchant charges of \$24.4M. Net interest income for the FY26 was \$308M.
- (d) Transfer of CRIM portion pursuant to the POA. CRIM shall pay to the Commonwealth amounts collected by CRIM in connection with the 1.03% property tax levied pursuant to Act 53-2021 and which are due and owing to the Commonwealth.
- (e) Represents total gross payroll. Gross payroll includes net payroll disbursed to government employees, cash transfers to the Police Department for payroll costs, and other payroll related costs (employee withholdings, social security, insurance, and other deductions).
- (f) Includes payments to third-party vendors as well as intergovernmental payments to agencies with separate Treasuries.
- (g) Includes Federally Funded Employee Retention Credits. On March 3, a federal fund reimbursement of \$566M related to the Earned Income Tax Credit (EITC) was received. A second reimbursement for \$151M was received on March 13, for a year to date total of \$717M.
- (h) Funds are held in a separate bank account outside of the TSA Operational Cash. Some of these funds are not restricted, as defined by the Governmental Accounting Standard Board (GASB), but have been segregated by the Government for the service to the debt and the Disaster Relief Fund, among other purposes.
- (i) On July 29 the DTPR completed the first payment for \$25M as part of the third amendment of a loan from the Commonwealth to PREPA, in order to fund the PREPA Employee Retirement System payment. A second payment for \$25M was completed on August 19, and a third payment, for the same amount, on September 29. On October 28, a payment of \$7M was disbursed, ascending to \$82M total payment completed as of the date of this report for FY26.

**Puerto Rico Department of Treasury | Hacienda**  
*General Fund Collections Summary*

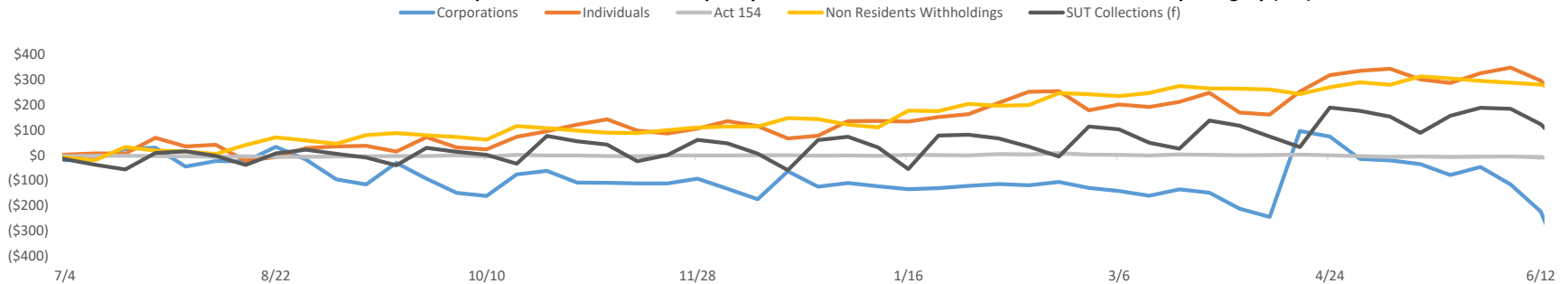
**Key Takeaways / Notes**

- 1) The Other General Fund may includes cash receipts that have not yet been allocated to specific concepts. The schedule on this page will be updated as information becomes available.

**General Fund Collections Year to Date: Actual vs. Forecast (\$M)**

	Actual (a)	LP	Var \$	Var %
	YTD 6/12	YTD 6/12	YTD 6/12	YTD 6/12
<b>General Fund Collections (a)</b>				
Corporations	\$2,740	\$2,963	(\$224)	-8%
Individuals	4,488	4,192	296	7%
Partnerships	292	391	(99)	-25%
Act 154	99	108	(9)	-8%
Non Residents Withholdings	1,058	777	281	36%
Motor Vehicles	568	747	(179)	-24%
Rum Tax (b)	224	209	15	7%
Alcoholic Beverages	237	299	(62)	-21%
Cigarettes (c)	131	137	(6)	-5%
Other General Fund	1,720	1,211	509	42%
<b>Total</b>	<b>\$11,557</b>	<b>\$11,034</b>	<b>\$522</b>	<b>5%</b>
SUT Collections (d)	2,886	2,763	124	4%
<b>Total General Fund Collections</b>	<b>\$ 14,443</b>	<b>\$ 13,797</b>	<b>\$ 646</b>	<b>5%</b>

**YTD General Fund Receipts Cumulative Variance Liquidity Plan Reforecast vs. Actual Cumulative Variance by Category (\$M)**



**Footnotes:**

- (a) General Fund gross cash receipts by concept are approximated using net General Fund revenues adjusted for recurring monthly gross-ups and other adjustments.
- (b) Rum Tax is higher than projected by \$14.7M.
- (c) Includes some cigarette tax collections that are subsequently passed through to HTA, PRMBA and other.
- (d) SUT collections excludes PSTBA, FAM & CINE, and only includes the amounts deposited into the TSA for General Fund use.

**Puerto Rico Department of Treasury | Hacienda**  
*Other State Fund Collections Summary*

**Key Takeaways / Notes**

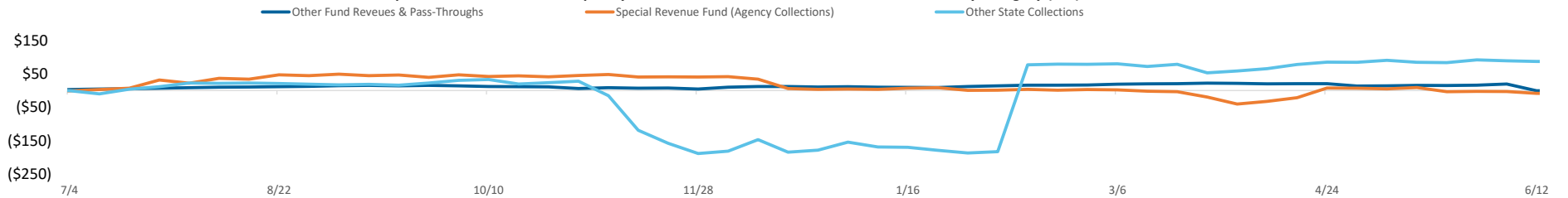
1) Other State Fund Collections are higher than projected in Liquidity Plan. The variance in Special Revenue Fund is mainly driven by timing differences.

The variance in Other State Collections is mainly driven by higher-than-projected funds under the custody of the Department of the Treasury by \$49M, interest income of \$24M and \$17M on the Office of the Commissioner of Insurance. These favorable variances are partially offset by lower-than-projected funds at the Department of Health (\$27M) and the Department of Housing for (\$10M).

**Other State Fund Collections Year to Date: Actual vs. Forecast (\$M)**

	Actual YTD 6/12	LP YTD 6/12	Var \$ YTD 6/12	Var % YTD 6/12
<b>Other State Fund Collections</b>				
Other Fund Revenues & Pass-Throughs	\$357	\$358	(\$1)	0%
Electronic Lottery	181	187	(5)	-3%
ASC Pass Through	48	28	20	72%
ACCA Pass Through	84	80	4	5%
Other	44	63	(19)	-31%
Special Revenue Fund (Agency Collections)	471	480	(9)	-2%
Department of Education	-	14	(14)	-100%
Department of Health	63	59	3	6%
Department of State	32	29	3	11%
All Other	376	377	(1)	0%
Other state collections	1,459	1,372	87	6%
Interest Income	336	312	24	8%
Puerto Rico Gaming Commission	412	413	(1)	0%
Department of Housing	20	29	(10)	-33%
Department of Health	138	165	(27)	-16%
Office of the Commissioner of Insurance	65	49	17	34%
Funds under the Custody of the Department of Treasury	320	272	49	18%
Office of the Commissioner of Financial Institutions	75	73	2	3%
All Other	92	59	33	55%
<b>Total</b>	<b>\$2,287</b>	<b>\$2,209</b>	<b>\$78</b>	<b>4%</b>

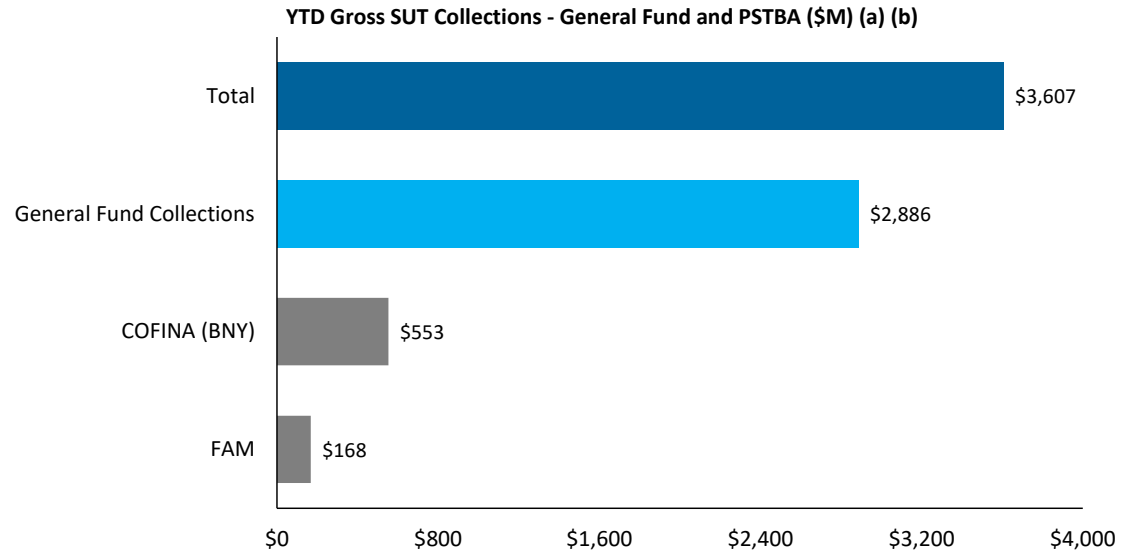
**YTD Other State Fund Receipts Cumulative Variance Liquidity Plan Reforecast vs. Actual Cumulative Variance by Category (\$M)**



**Puerto Rico Department of Treasury | Hacienda**  
*Sales and Use Tax Collections Summary*

**Key Takeaways / Notes**

- 1) The proceeds from the Puerto Rico 10.5% SUT rate are allocated as follows: Of the 10.5%, 5.5% is deposited into a COFINA BNY Mellon account until the PSTBA cap is reached, and 4.5% is deposited into the General Fund. The remaining 0.5% is remitted to FAM.



Footnotes

- (a) This schedule reflects gross cash activity and is subject to revision based on periodic reconciliations and accounting adjustments.
- (b) As of June 12, 2026 there is \$64M in SUT collected pending verification and allocation. The verification process includes matching receipts with the appropriate returns and reconciling government account information. Once this process is complete, SUT funds are distributed in accordance with the COFINA Plan of Adjustment based on the ownership of funds and otherwise based on the limits on distributions established therein.

**Puerto Rico Department of Treasury | Hacienda**  
*Federal Funds Net Cash Flow Summary (a)*

**Key Takeaways / Notes**

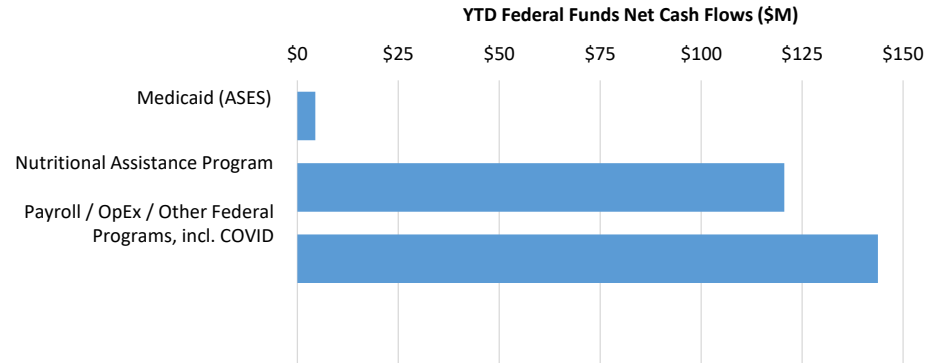
- 1) Requests for reimbursements related to the Nutritional Assistance Program (NAP) and Medicaid (ASES Pass-through) are processed after payments are submitted. Federal Funds received for Payroll and Vendor Payments are typically reimbursed following disbursement. There may be temporary week to week surplus / (deficit) due to timing differences.
- 2) As of the date of the report, \$46M of reimbursements related to Coronavirus Relief Fund (CRF) and Coronavirus State and Local Fiscal Recovery Funds (CSLFRF) have been received and (\$21M) were disbursed and reported herein as All Other Federal Funds Transfers; with a net cash flow of \$25M. These funds are held in a separate account outside of TSA. Some of the measures funded by the accounts are initially paid out through TSA, and later reimbursed from the respective external account.
- 3) Federal Funds reimbursements are frequently received later than the related disbursements, resulting in week-to-week fluctuations. The year-to-date favorable variance is mainly attributable to lower than projected operating disbursements by \$734M, higher NAP of \$76M, higher All Other Federal Funds transfers by \$23M, and higher Medicaid net cash flow of \$19M. These favorable impacts are partially offset by lower than projected funds on All Other Federal Programs by (\$546M) and higher than projected payroll and related costs by (\$102M).
- 4) On March 3, a federal fund reimbursement of \$566M related to the Earned Income Tax Credit (EITC) was received. A second reimbursement for \$151M was received on March 13, for a year to date total of \$717M.

Footnotes

(a) Please note that federal fund classification as represented here is based on the fund classification at the point of transaction. Agencies regularly review cash transactions and make accounting adjustments that result in fund

Weekly FF Net Surplus (Deficit)	FF		Net Cash Flow		LP Net Cash	
	Inflows	Outflows	Flow	Flow	Variance	
Medicaid (ASES)	\$ 25	\$ -	\$ 25	\$ (0)	\$ 25	
Nutritional Assistance Program (NAP)	0	(61)	(61)	(1)	(60)	
Payroll / OpEx / Other Federal Programs, incl. COVID	50	(66)	(16)	(13)	(3)	
<i>Payroll / Vendor Disbursements / Other Federal Programs</i>	50	(65)	(15)	(13)	(2)	
<i>COVID-19 Federal Funds (CRF &amp; CSLFRF)</i>	0	(1)	(1)	-	(1)	
Federally Reimbursable Tax Credits	-	-	-	-	-	
<b>Total</b>	<b>\$ 75</b>	<b>\$ (127)</b>	<b>\$ (52)</b>	<b>\$ (14)</b>	<b>\$ (38)</b>	

YTD Cumulative FF Net Surplus (Deficit)	FF		Net Cash Flow		LP Net Cash	
	Inflows	Outflows	Flow	Flow	Variance	
Medicaid (ASES)	\$ 3,915	\$ (3,910)	\$ 4	\$ (15)	\$ 19	
Nutritional Assistance Program (NAP)	3,001	(2,880)	121	45	76	
Payroll / OpEx / Other Federal Programs, incl. COVID	2,987	(2,843)	144	32	112	
<i>Payroll / Vendor Disbursements / Other Federal Programs</i>	2,941	(2,822)	119	32	87	
<i>COVID-19 Federal Funds (CRF &amp; CSLFRF)</i>	46	(21)	25	-	25	
Federally Reimbursable Tax Credits	717	(717)	-	-	-	
<b>Total</b>	<b>\$ 10,620</b>	<b>\$ (10,351)</b>	<b>\$ 269</b>	<b>\$ 62</b>	<b>\$ 207</b>	

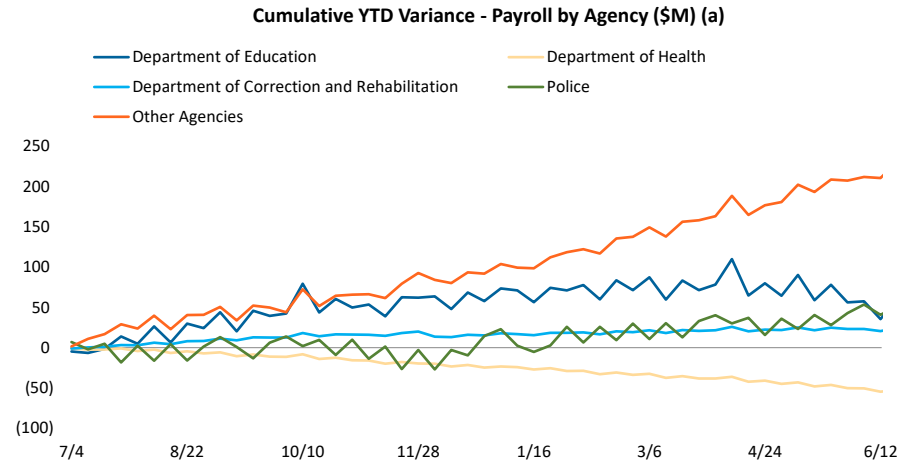


**Puerto Rico Department of Treasury | Hacienda**  
*Payroll / Vendor Disbursements Summary*

**Key Takeaways / Notes : Gross Payroll**

- 1) Positive YTD payroll variance is primarily driven by lower than expected expenses by the Department of Education, Police Department and the Department of Correction and Rehabilitation. This is partially offset by higher than projected expenses by the Department of Health.

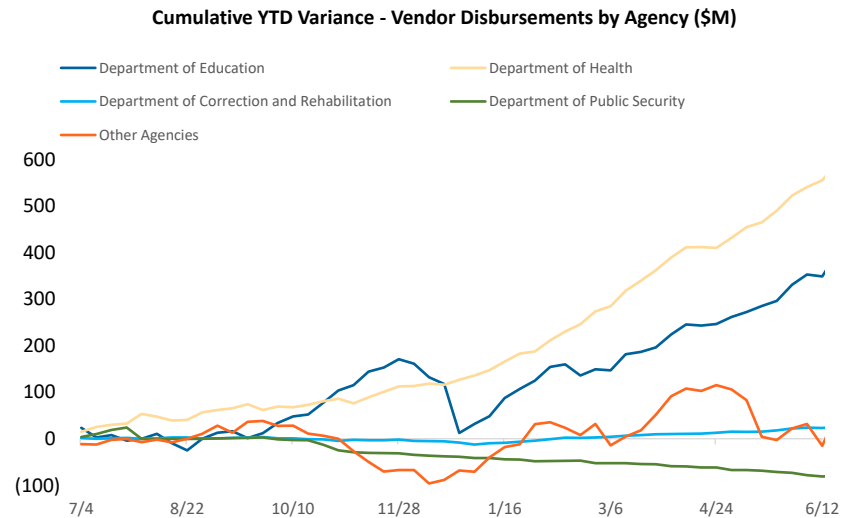
Gross Payroll (\$M) (a)	YTD Variance
Police	\$ 41
Department of Health	(55)
Department of Education	36
Department of Correction & Rehabilitation	21
All Other Agencies	210
<b>Total YTD Variance</b>	<b>\$ 253</b>



**Key Takeaways / Notes : Vendor Disbursements**

- 1) Positive variance mainly due to lower than projected expenses related to the Department of Health and the Department of Education. This is partially offset by higher than projected expenses on the Department of Public Security.

Vendor Disbursements (\$M)	YTD Variance
Department of Health	\$ 555
Department of Education	349
Department of Correction & Rehabilitation	23
Department of Public Security	(81)
All Other Agencies	(15)
<b>Total YTD Variance</b>	<b>\$ 830</b>



Footnotes

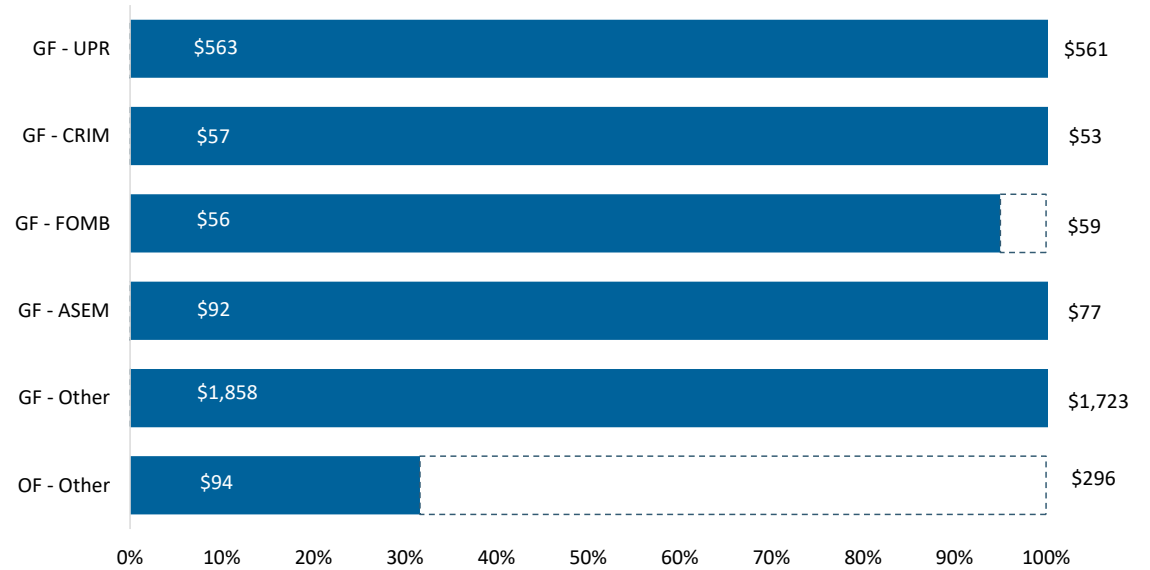
(a) Gross Payroll is equal to the sum of: (i) Net Payroll by Agency from the DTPR RHUM system; (ii) Other Payroll, and (iii) Cash outlays for wage garnishments by Agency.

**Puerto Rico Department of Treasury | Hacienda**  
*State Funded Budgetary Transfers Summary*

**Key Takeaways / Notes**

- 1.) General Fund appropriations are generally executed throughout the year on a consistent basis in the first week of a given month. The amount transferred each month is usually the sum of the receiving entity's budgeted amount for FY26 divided by twelve, subject to a 5% holdback through the first nine months of the fiscal year, to be disbursed during the fourth quarter following reconciliation of General Fund revenues to Fiscal Plan projections and subsequent approval and authorization for release by the Oversight Board and the Director of FOMB. Other General Fund transfers and Other Fund transfers require the recognition of certain revenues within DTPR accounting records prior to sending funds to a receiving entity.

**YTD FY2026 Budgeted Appropriations Executed (\$M)**



**Remaining Appropriation Budget (\$M)**

Entity Name	Full Year		
	Actual YTD	Expectation	Remaining
GF - UPR	\$ 563	\$ 561	\$ (2)
GF - CRIM	57	53	(4)
GF - FOMB	56	59	3
GF - ASEM	92	77	(16)
GF - Other	1,858	1,723	(135)
OF - Other	94	296	203
<b>Total</b>	<b>\$ 2,720</b>	<b>\$ 2,769</b>	<b>\$ 49</b>


**YTD Appropriation Variance (\$M)**

Entity Name	Actual YTD	LP YTD	Variance
GF - UPR	\$ 563	\$ 561	\$ (2)
GF - CRIM	57	53	(4)
GF - FOMB	56	59	3
GF - ASEM	92	77	(16)
GF - Other	1,858	1,720	(138)
OF - Other	94	280	186
<b>Total</b>	<b>\$ 2,720</b>	<b>\$ 2,749</b>	<b>\$ 30</b>

**Puerto Rico Department of Treasury | Hacienda**  
*Tax Refunds / PayGo and Pensions Summary*

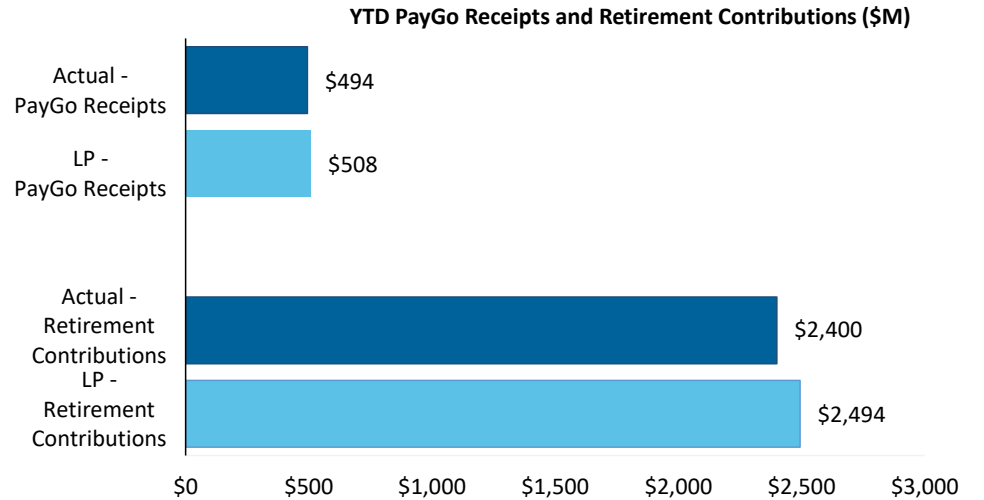
**Key Takeaways / Notes : Tax Credits & Refunds**

- 1) Tax credits and refunds includes EITC distributions, refunds to individuals and seniors as well as other tax credits. Tax Credits and Refunds are \$547M higher than projected. On March 6, a federal fund reimbursement of \$566M related to Earned Income Tax Credit (EITC) was received. A second reimbursement for \$151M was received on March 13, for a year to date total of \$717M.



**Key Takeaways / Notes : PayGo Receipts and Retirement Contributions**

- 1) YTD PayGo receipts are lower than projected. Further details on the status of PayGo can be found in the monthly PayGo Report on Hacienda website under the Public Finance section.



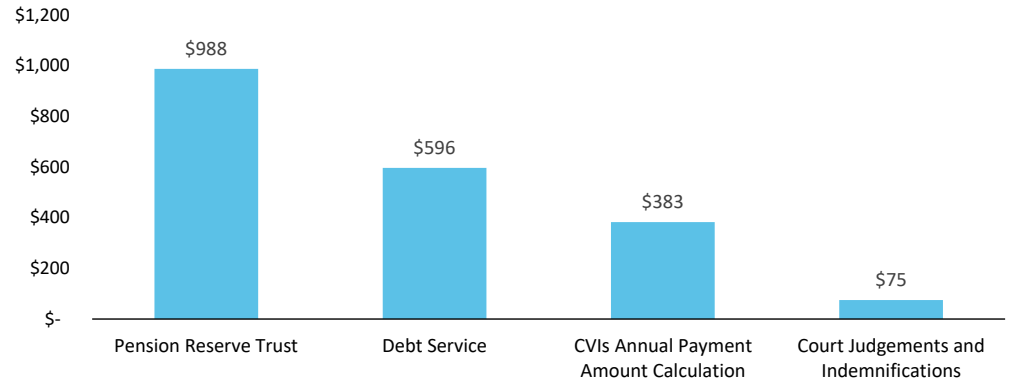
**Puerto Rico Department of Treasury | Hacienda**  
*Plan of Adjustment TSA Transfers Summary*

**Key Takeaways / Notes: Plan Disbursements**

- 1) A total of \$2,042M has been transferred out of the TSA for POA related payments during FY26. On September 30, \$898M were contributed to the Pension Reserve Trust. On October 30, an additional Pension Reserve Trust contribution was made for \$72.5M. On December 30, a \$75M Public Debt payment related to GUC Reserve, was processed.

<b>Plan-Related TSA Disbursements (\$M)</b>	<b>Actual YTD</b>
Pension Reserve Trust	\$ 988
<i>Annual Contribution</i>	970
<i>Monthly Act 80 Contributions</i>	18
Debt Service	596
CVIs Annual Payment Amount Calculation	383
Court Judgements and Indemnifications	75
<b>Total</b>	<b>\$ 2,042</b>

**Plan-Related TSA Disbursements (\$M)**



## Puerto Rico Department of Treasury | Hacienda

Schedule A: Central Government - Live Web Portal AP by Payee Type (a) (b)

All Agencies

(figures in \$000s)

Continues and Continued...

ID	Agency Name	3rd Party Payables	Intergovernmental Payables	Total
071	Department of Health	\$ 196,496	\$ 11,184	\$ 207,679
081	Department of Education	107,088	8,084	115,172
025	Hacienda (entidad interna - fines de contabilidad)	98,054	8	98,062
024	Department of the Treasury	38,566	-	38,566
049	Department of Transportation and Public Works	37,855	30	37,884
208	Contributions to Municipalities	-	26,150	26,150
045	Department of Public Security	22,045	0	22,045
067	Department of Labor and Human Resources	21,337	389	21,726
123	Families and Children Administration	14,602	168	14,770
050	Department of Natural and Environmental Resources	13,141	8	13,150
014	Environmental Quality Board	11,117	331	11,448
137	Department of Correction and Rehabilitation	10,068	1	10,068
311	Gaming Commission	7,923	75	7,998
038	Department of Justice	5,708	106	5,815
095	Mental Health and Addiction Services Administration	5,355	76	5,431
127	Administration for Socioeconomic Development of the Family	5,358	53	5,411
126	Vocational Rehabilitation Administration	4,851	5	4,856
078	Department of Housing	3,961	688	4,649
016	Office of Management and Budget	4,575	5	4,580
122	Department of the Family	4,204	35	4,239
043	Puerto Rico National Guard	3,501	15	3,516
087	Department of Sports and Recreation	3,389	76	3,465
241	Administration for Integral Development of Childhood	3,233	139	3,372
271	Office of Information Technology and Communications	3,018	1	3,019
018	Planning Board	2,322	-	2,322
028	Commonwealth Election Commission	2,223	-	2,223
124	Child Support Administration	2,047	-	2,047
055	Department of Agriculture	1,557	-	1,557
155	State Historic Preservation Office	1,537	4	1,540
031	General Services Administration	1,286	-	1,286
120	Veterans Advocate Office	983	-	983
105	Industrial Commission	934	1	935
266	Office of Public Security Affairs	218	441	660
329	Socio-Economic Development Office	447	-	447
023	Department of State	360	24	384
152	Elderly and Retired People Advocate Office	301	40	341
298	Public Service Regulatory Board	296	6	301
075	Office of the Financial Institutions Commissioner	289	-	289
015	Office of the Governor	268	4	271
153	Advocacy for Persons with Disabilities of the Commonwealth	198	-	198
022	Office of the Commissioner of Insurance	164	-	164
069	Department of Consumer Affairs	139	-	139
096	Women's Advocate Office	132	-	132
030	Office of Administration and Transformation of HR in the Gov	126	4	129
226	Joint Special Counsel on Legislative Donations	70	-	70
060	Citizen's Advocate Office (Ombudsman)	59	1	60
143	Office of Protection and Advocacy of Persons with Disabilities	53	4	57
231	Health Advocate Office	50	-	50
281	Office of the Electoral Comptroller	29	-	29

## Puerto Rico Department of Treasury | Hacienda

## Schedule A: Central Government - Live Web Portal AP by Payee Type (a) (b)

All Agencies

(figures in \$000s)

Continues and Continued...

ID	Agency Name	3rd Party Payables	Intergovernmental Payables	Total
037	Civil Rights Commission	26	-	26
139	Parole Board	13	-	13
279	Public Service Appeals Commission	9	-	9
062	Cooperative Development Commission	9	-	9
034	Investigation, Prosecution and Appeals Commission	8	0	8
103	Commission Celebrates Fifth Century	1	-	1
068	Labor Relations Board	1	-	1
	Other	1	-	1
<b>Total</b>		<b>\$ 641,602</b>	<b>\$ 48,155</b>	<b>\$ 689,757</b>

Footnotes:

- (a) Data presented above represents the Central Government live AP Web Portal repository of third party and intergovernmental invoices by agency, implemented for FY2019. The full transition to managing central government payables through the web portal is not yet complete and therefore the table above may not represent all Central Government AP. Ongoing efforts with the largest agencies to implement the appropriate processes and controls needed to fully transition to the web portal and realize improvements in reporting and efficiency continue as of the date of this report.
- (b) On a go-forward basis, vendors submit invoices for approval through the live AP Web Portal where they are logged electronically, matched with the appropriate purchase order or other relevant documentation, and approved / vouchered at the agency level through the online interface.

## Puerto Rico Department of Treasury | Hacienda

## Schedule B: Central Government - Live Web Portal AP Aging (a) (b)

## All Agencies

(figures in \$000s)

Continues and Continued...

ID	Agency Name	0 - 30	31 - 60	61 - 90	Over 90 days	Total
071	Department of Health	19,682	13,868	7,662	166,467	207,679
081	Department of Education	50,601	14,498	7,615	42,457	115,172
025	Hacienda (entidad interna - fines de contabilidad)	2,332	4,055	269	91,405	98,062
024	Department of the Treasury	32,009	3,065	1,787	1,706	38,566
049	Department of Transportation and Public Works	5,897	7,701	6,752	17,535	37,884
208	Contributions to Municipalities	25,340	-	-	810	26,150
045	Department of Public Security	3,894	1,805	1,411	14,935	22,045
067	Department of Labor and Human Resources	2,919	2,675	1,902	14,230	21,726
123	Families and Children Administration	5,284	2,040	917	6,529	14,770
050	Department of Natural and Environmental Resources	1,583	930	404	10,233	13,150
014	Environmental Quality Board	231	227	371	10,620	11,448
137	Department of Correction and Rehabilitation	6,097	1,910	453	1,608	10,068
311	Gaming Commission	2,780	2,303	2,446	468	7,998
038	Department of Justice	4,105	1,011	161	538	5,815
095	Mental Health and Addiction Services Administration	2,165	1,354	219	1,693	5,431
127	Administration for Socioeconomic Development of the Family	2,437	1,523	126	1,324	5,411
126	Vocational Rehabilitation Administration	2,162	759	299	1,636	4,856
078	Department of Housing	2,643	993	717	295	4,649
016	Office of Management and Budget	1,568	418	244	2,350	4,580
122	Department of the Family	2,189	1,051	961	39	4,239
043	Puerto Rico National Guard	765	466	258	2,026	3,516
087	Department of Sports and Recreation	711	787	359	1,608	3,465
241	Administration for Integral Development of Childhood	1,013	1,229	174	956	3,372
271	Office of Information Technology and Communications	1,420	934	319	346	3,019
018	Planning Board	176	219	26	1,900	2,322
028	Commonwealth Election Commission	884	135	51	1,153	2,223
124	Child Support Administration	164	87	74	1,722	2,047
055	Department of Agriculture	527	430	173	426	1,557
155	State Historic Preservation Office	327	86	1,078	49	1,540
031	General Services Administration	729	146	98	313	1,286
120	Veterans Advocate Office	727	185	11	60	983
105	Industrial Commission	248	95	76	515	935
266	Office of Public Security Affairs	175	31	9	444	660
329	Socio-Economic Development Office	240	22	6	179	447
023	Department of State	286	18	27	52	384
152	Elderly and Retired People Advocate Office	179	59	66	37	341
298	Public Service Regulatory Board	118	70	40	73	301
075	Office of the Financial Institutions Commissioner	109	90	-	90	289
015	Office of the Governor	100	119	36	16	271
153	Advocacy for Persons with Disabilities of the Commonwealth of Puer	117	29	6	45	198
022	Office of the Commissioner of Insurance	127	4	4	30	164
069	Department of Consumer Affairs	37	18	25	60	139
096	Women's Advocate Office	87	-	45	1	132

## Puerto Rico Department of Treasury | Hacienda

## Schedule B: Central Government - Live Web Portal AP Aging (a) (b)

## All Agencies

(figures in \$000s)

Continues and Continued...

ID	Agency Name	0 - 30	31 - 60	61 - 90	Over 90 days	Total
030	Office of Administration and Transformation of HR in the Govt.	37	21	2	70	129
226	Joint Special Counsel on Legislative Donations	25	7	3	35	70
060	Citizen's Advocate Office (Ombudsman)	53	6	-	0	60
143	Office of Protection and Advocacy of Persons with Disabilities	13	2	2	41	57
231	Health Advocate Office	37	12	-	1	50
281	Office of the Electoral Comptroller	29	-	-	-	29
037	Civil Rights Commission	24	1	1	1	26
139	Parole Board	2	10	-	1	13
279	Public Service Appeals Commission	7	2	-	0	9
062	Cooperative Development Commission	1	1	1	6	9
034	Investigation, Prosecution and Appeals Commission	1	1	-	7	8
103	Commission Celebrates Fifth Century	1	-	-	-	1
068	Labor Relations Board	1	-	-	-	1
	Other	-	0	-	1	1
<b>Total</b>		<b>\$ 185,416</b>	<b>\$ 67,509</b>	<b>\$ 37,689</b>	<b>\$ 399,143</b>	<b>\$ 689,757</b>

Footnotes:

- (a) Data presented above represents the Central Government live AP Web Portal repository of third party and intergovernmental invoices by agency, implemented for FY2019. The full transition to managing central government payables through the web portal is not yet complete and therefore the table above may not represent all Central Government AP. Ongoing efforts with the largest agencies to implement the appropriate processes and controls needed to fully transition to the web portal and realize improvements in reporting and efficiency continue as of the date of this report.
- (b) On a go-forward basis, vendors submit invoices for approval through the live AP Web Portal where they are logged electronically, matched with the appropriate purchase order or other relevant documentation, and approved / vouchered at the agency level through the online interface.