



GOVERNMENT OF PUERTO RICO
Department of the Treasury

*Treasury Single Account ("TSA") FY 2025 Cash Flow
As of November 1, 2024*

Disclaimer

- The Department of the Treasury of Puerto Rico (“Hacienda”), the Government of Puerto Rico (the “Government”), and each of their respective officers, directors, employees, agents, attorneys, advisors, members, partners or affiliates (collectively, with Hacienda and the Government the “Parties”) make no representation or warranty, express or implied, to any third party with respect to the information contained herein and all Parties expressly disclaim any such representations or warranties.
- The Parties do not owe or accept any duty or responsibility to any reader or recipient of this presentation, whether in contract or tort, and shall not be liable for or in respect of any loss, damage (including without limitation consequential damages or lost profits) or expense of whatsoever nature of such third party that may be caused by, or alleged to be caused by, the use of this presentation or that is otherwise consequent upon the gaining of access to this document by such third party.
- This document does not constitute an audit conducted in accordance with generally accepted auditing standards, an examination of internal controls or other attestation or review services in accordance with standards established by the American Institute of Certified Public Accountants or any other organization. Nor does this document constitute an audit of compliance with any other federal law, rule, or regulation. Accordingly, the Parties do not express an opinion or any other form of assurance on the financial statements or any financial or other information or the internal controls of the Government and the information contained herein.
- Any statements and assumptions contained in this document, whether forward-looking or historical, are not guarantees of future performance and involve certain risks, uncertainties, estimates and other assumptions made in this document. The economic and financial condition of the Government and its instrumentalities is affected by various financial, social, economic, environmental and political factors. These factors can be very complex, may vary from one fiscal year to the next and are frequently the result of actions taken or not taken, not only by the Government and its agencies and instrumentalities, but also by entities such as the government of the United States. Because of the uncertainty and unpredictability of these factors, their impact cannot be included in the assumptions contained in this document. Future events and actual results may differ materially from any estimates, projections, or statements contained herein. Nothing in this document should be considered as an express or implied commitment to do or take, or to refrain from taking, any action by Hacienda, the Government, or any government instrumentality in the Government or an admission of any fact or future event. Nothing in this document shall be considered a solicitation, recommendation or advice to any person to participate, pursue or support a particular course of action or transaction, to purchase or sell any security, or to make any investment decision.
- By receiving this document, the recipient shall be deemed to have acknowledged and agreed to the terms of these limitations.
- This document may contain capitalized terms that are not defined herein, or may contain terms that are discussed in other documents or that are commonly understood. You should make no assumptions about the meaning of capitalized terms that are not defined, and you should consult with advisors of Hacienda should clarification be required.

Glossary

Term	Definition
ACAA	- Automobile Accident Compensation Administration, or Administración de Compensaciones por Accidentes de Automoviles, is a component unit of the Commonwealth of Puerto Rico.
Act 154	- Act 154 means Act No. 154-2010, which, inter alia, imposes a temporary excise tax on the acquisition by multinationals of certain property manufactured or produced in whole or in part in Puerto Rico and on the acquisition of certain manufacturing services carried out in Puerto Rico. The Act 154 temporary excise tax expires on December 31, 2027.
AFI / PRIFA	- Infrastructure Financing Authority.
ASC	- Compulsory Liability Insurance, private insurance company.
ASES	- Puerto Rico Health Insurance Administration, a public corporation and component unit of the Commonwealth of Puerto Rico.
CINE	- Puerto Rico Cinema Fund, a recipient of certain assigned sales and use tax revenues.
COFINA	- Puerto Rico Sales Tax Financing Corporation.
DTPR	- Department of the Treasury of Puerto Rico also referred to as "Hacienda".
DTPR Collection System	- This is the software system that DTPR uses for collections.
FAM	- Municipal Fund Administration, a recipient of certain assigned sales and use tax revenues.
General Fund Collections	- All gross tax collections received and deposited into the TSA from all Hacienda Collection Posts, through the Hacienda Colecturia Virtual (online), and/or SURI, as well as certain pass-through collections and others.
General Fund	- General Fund (Operating Fund) means the Commonwealth principal operating fund; disbursements from such fund are generally approved through the Commonwealth's annual budgeting process.
Gross Payroll	- Gross Payroll is equal to the sum of: (i) Net Payroll from the DTPR RHUM system; (ii) Other Payroll and (iii) Cash outlays for wage garnishments by Agency.
HTA	- Puerto Rico Highways and Transportation Authority, a public corporation and a component unit of the Commonwealth of Puerto Rico.
Liquidity Plan (LP)	- The Liquidity Plan is the translation of the Certified Fiscal Plan ("CFP") and Certified Budget ("Budget") into a cash flow projection. The TSA Liquidity Plan encompasses all cash flow activity within the TSA. Certain cash flow activity is contemplated in the CFP and Budget, but occurs outside the TSA. Cash flow bridges from the TSA to the CFP and Budget have been included to facilitate comparison.
NAP	- NAP, or the Nutrition Assistance Program, also known as PAN, or Programa de Asistencia Nutricional is a federal assistance nutritional program provided by the United States Department of Agriculture (USDA) solely to Puerto Rico.
OMB	- The Office of Management and Budget of Puerto Rico.
Other Payroll	- Other Payroll expenses relate to employee withholdings, social security, insurance, and other deductions.
Other State Collections	- Inflows related to various Health Department programs, the State Insurance Fund, the Commissioner of Financial Institutions, interest earned on TSA bank accounts and others.
PayGo	- PayGo - Puerto Rico pension system that is funded through a pay-as-you-go system. Retirement benefits expenses of government employers are paid by the central government and reimbursed by the employers, with such funds received by the TSA.
Plan of Adjustment ("Plan")	- Plan to adjust the liabilities for the Commonwealth of Puerto Rico, the Puerto Rico Public Building Authority, and Employee Retirement System of the Government of Puerto Rico confirmed on 1/18/22 by the US District Court for the District of Puerto Rico under PROMESA.
PREPA	- Puerto Rico Electric Power Authority, a public corporation and a component unit of the Commonwealth of Puerto Rico.
PRITA	- Puerto Rico Integrated Transport Authority, a public corporation and component unit of the Commonwealth of Puerto Rico.
PSTBA	- The PSTBA is an amount established under Act 91-2006, as amended, and the Sales Tax Revenue Bond Resolution, as amended, and restated on June 10, 2009 (the "Bond Resolution"), that currently must be received by COFINA from 5.5% of the SUT before the Commonwealth can receive any of the other 5.5% SUT.
Public Corporation	- Public corporations are governmental authorities with autonomous structure separate from the central government administration and with independent treasury functions.
RHUM System	- This is the software system that DTPR uses for payroll.
SIFC	- State Insurance Fund Corporation, a public corporation and a component unit of the Commonwealth of Puerto Rico.
Special Revenue Receipts	- Collections made by central government agencies at collection posts for services rendered by the agencies as well as fees, licenses, permits, fines and others.
SURI	- Sistema Unificado de Rentas Internas is the new digital tool of the Department of the Treasury that will allow integration and streamlining of the administration of taxes and revenues and eliminate the complexity of the current systems for the benefit of the Treasury and the taxpayers.
SURI Sweep Account Transfers	- The SURI Sweep Account balance transfers is included as part of the General Fund Collections.
TSA	- Treasury Single Account, the Commonwealth's main operational bank account (concentration account) in which a majority of receipts from Governmental funds are deposited and from which most expenses are disbursed. TSA receipts include tax collections, charges for services, intergovernmental collections, the proceeds of short and long-term debt issuances and amounts held in custody by the Secretary of the Treasury for the benefit of the Commonwealth's fiduciary funds. Only a portion of the revenues received by the TSA is included in the annual General Fund budget presented to the Puerto Rico Legislative Assembly for approval. Other revenues are separately assigned by law to certain agencies or public corporations but still flow through the TSA.

Introduction

- Enclosed is the weekly Treasury Single Account ("TSA") cash flow report and supporting schedules with weekly YTD FY2025 actual results compared to the FY2025 Liquidity Plan.
- TSA is the Commonwealth's main operational bank account (concentration account) in which a majority of receipts from Governmental funds are deposited and from which most expenses are disbursed.
- Receipts in the TSA include tax collections (including revenues assigned to certain public corporations and pledged for the payment of their debt service), charges for services, intergovernmental collections (such as reimbursements from Federal assistance grants), the proceeds of short and long-term debt issuances held in custody by the Secretary of Treasury for the benefit of the Government fiduciary funds, and other receipts. Only a portion of the revenues received by the TSA is included in the annual General Fund budget presented to the Puerto Rico Legislative Assembly for approval. Other revenues are separately assigned by law to certain agencies or public corporations but still flow through the TSA.
- Disbursements from the TSA include payroll and related costs, vendor and operational disbursements (including those reimbursed by Federal assistance grants and funded from Special Revenue Funds), welfare expenditures, capital outlays, debt service payments, required budgetary formulas and appropriation payments, pass-through payments of pledged revenues to certain public corporations, tax refunds, payments of current pension benefits and other disbursements.
- Federal funds related to disaster relief for hurricanes Irma and Maria are deposited in a separate bank account overseen by the Government Authorized Representative ("GAR"). Funds may be transferred to the TSA either: (i) after admissible disbursements (per approved Project Worksheets) have been made or (ii) once supporting documentation for an accrual or related expense are provided to and approved by FEMA. Therefore, FEMA funding may also be received in advance of actual cash disbursement, as payments to vendors may occur subsequent to when the corresponding services are rendered / expenses are recorded.
- Data limitations and commentary:
The government has focused on cash transaction information for which access to reliable, timely, and detailed data is readily available. The government continues to work with DTPR and other parties to access additional reliable data that would help to provide additional detail in the future.

Puerto Rico Department of Treasury | Hacienda
Executive Summary - TSA Cash Flow Actual Results
 (figures in Millions)

Bank Cash Position	Weekly Cash Flow	YTD Net Cash Flow	YTD Actual vs LP Variance
\$9,162	(\$470)	(\$887)	\$775

Bridge from FY25 Liquidity Plan projected TSA Cash Balance to actual FY25 TSA Cash Balance as of November 1, 2024

<u>Cash Flow line item</u>	<u>Variance Bridge (\$M)</u>	<u>Comments</u>
Liquidity Plan RF Projected Cash Balance 11/1/24:	\$ 8,387	1. State collections are currently higher than projected. The variance is mainly driven by General Fund Collections of \$298M and Special Revenue Fund collections of \$42M.
1 State Collections	340	2. The Federal Funds reimbursements are often received with a timing difference in comparison with the disbursements, causing weekly variances. The positive YTD variance is mainly driven by higher than projected inflows related to All Other Federal Programs by \$104M and NAP by \$27M. This is partially offset by higher than projected outflows related to Operating Disbursements by \$56M.
2 Federal Fund Net Cash Flow	86	3. Tax Refunds and other tax credits are temporarily under projected cash flow due to timing differences.
3 Tax Credits & Refunds	345	4. Payroll and related costs are currently lower than projected. The positive variance is driven by General Fund payroll of \$45M and Other State Fund payroll of \$13M.
4 Payroll and Related Costs	58	5. Operating disbursements are currently higher than projected. The negative variance is driven by higher Other State Fund disbursements of \$42M and higher General Fund disbursements of \$40M.
5 Operating Disbursements	(82)	6. Custody account and other transfers are lower than projected, mainly due to timing differences.
6 Custody Account Transfers	164	
All Other	(86)	
Actual TSA Cash Account Balance	<u>\$ 9,162</u>	

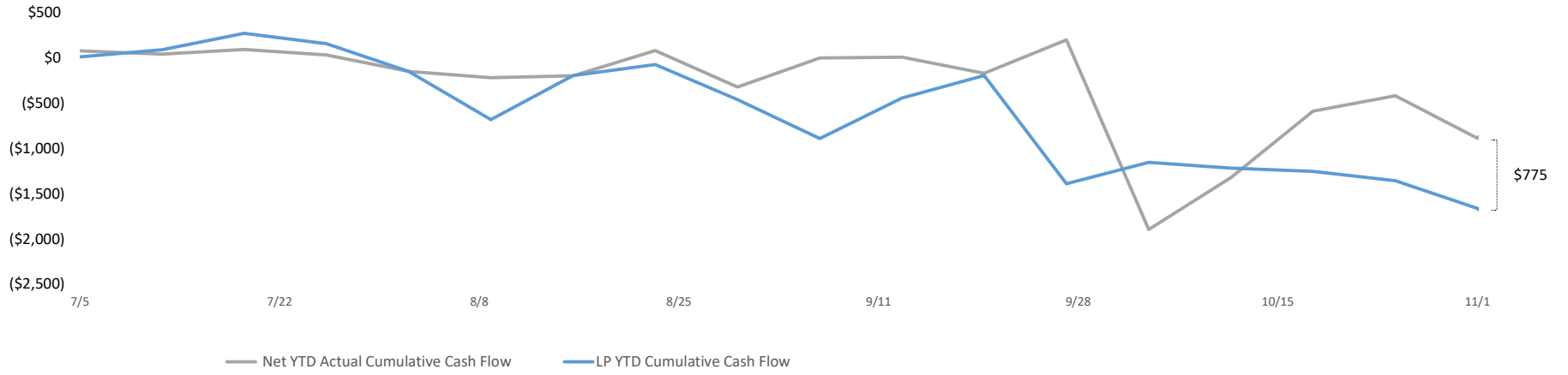
Memo: Summary of Cash Balances

TSA Operational Cash	\$ 7,162
TSA Reserves	2,000
Actual TSA Cash Account Balance	<u>\$ 9,162</u>

Puerto Rico Department of Treasury | Hacienda
YTD TSA Cash Flow Summary - Actual vs LP

TSA Cumulative YTD Net Cash Flow (\$M)

LP Bank Cash Balance:	\$8,387
Actual TSA:	\$9,162



YTD Actuals vs. Liquidity Plan

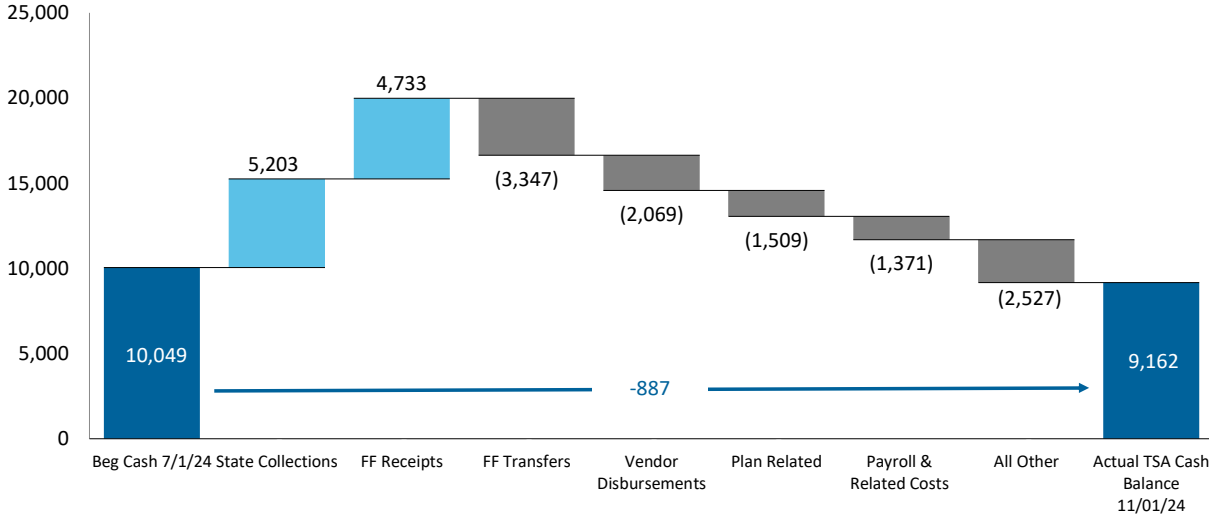
YTD net cash flow is -\$887M and cash flow variance to the Liquidity Plan is \$775M, with various offsetting variances within.

Puerto Rico Department of Treasury | Hacienda
YTD Cash Flow Summary - TSA Cash Flow Actual Results

Net Cash Flow - YTD Actuals

1) The primary cash driver of FY25 are State Collections. Federal Fund inflows of \$4,733M represents 46% of YTD inflows, but are largely offset by Federal Fund transfers, with YTD net surplus of \$93M. Refer to page 13 for additional detail.

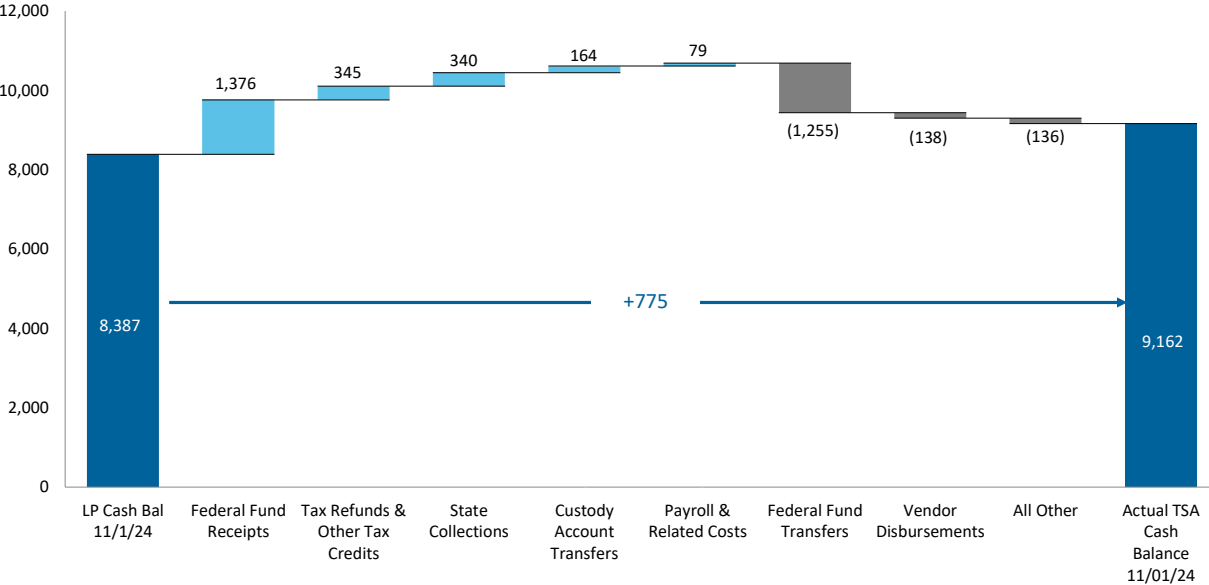
TSA YTD Cash Flow Actuals: Key Cash Flow Concepts (\$M)



Net Cash Flow YTD Variance - LP vs. Actual

1) Federal Funds Receipts, Tax Refunds & Other Tax Credits, State Collections, Custody Account Transfers, and Payroll & Related Costs are the main drivers of the YTD cash flow variance. This is partially offset by higher than projected Federal Funds Transfers and Vendor Disbursements.

TSA YTD Top Cash Flow Variances (\$M)



Puerto Rico Department of Treasury | Hacienda
TSA Cash Flow Actual Results for the Week Ended November 1, 2024

	FY25 Actual	FY25 LP	Variance	FY25 Actual	FY25 LP	Variance	
	11/1	11/1	11/1	YTD	YTD	YTD	
<i>(figures in Millions)</i>							
State Collections							
1	General fund collections (a)	\$142	\$282	(\$139)	\$4,467	\$4,169	\$298
2	Other fund revenues & Pass-throughs (b)	4	6	(2)	118	123	(5)
3	Special Revenue receipts	8	8	0	149	193	(45)
4	All Other state collections (c)	22	15	7	470	378	92
5	Subtotal - State collections	\$176	\$310	(\$134)	\$5,203	\$4,863	\$340
Federal Fund Receipts							
6	Medicaid	79	-	79	2,086	1,092	994
7	Nutrition Assistance Program	77	28	49	1,115	1,006	109
8	All Other Federal Programs	145	40	105	1,362	1,259	104
9	Other - CRF & CSFRF and EITC	-	-	-	170	-	170
10	Subtotal - Federal Fund receipts	\$300	\$68	\$232	\$4,733	\$3,357	\$1,376
Balance Sheet Related							
11	Paygo charge	11	13	(2)	185	179	6
12	Other	-	-	-	-	-	-
13	Subtotal - Other Inflows	\$11	\$13	(\$2)	\$185	\$179	\$6
Plan of Adjustment Related							
14	CW Intragovernmental Transfers (d)	-	-	-	77	45	32
15	Other	-	-	-	-	-	-
16	Subtotal - Plan Inflows	-	-	-	\$77	\$45	\$32
17	Total Inflows	\$487	\$390	\$97	\$10,197	\$8,443	\$1,754
Payroll and Related Costs (e)							
18	General fund	(84)	(39)	(45)	(987)	(1,033)	45
19	Federal fund	(33)	(19)	(14)	(333)	(354)	21
20	Other State fund	(6)	(3)	(3)	(51)	(64)	13
21	Subtotal - Payroll and Related Costs	(\$122)	(\$60)	(\$62)	(\$1,371)	(\$1,450)	\$79
Operating Disbursements (f)							
22	General fund	(42)	(37)	(5)	(671)	(632)	(40)
23	Federal fund	(57)	(24)	(33)	(960)	(905)	(56)
24	Other State fund	(13)	(16)	3	(437)	(395)	(42)
25	Subtotal - Vendor Disbursements	(\$112)	(\$77)	(\$36)	(\$2,069)	(\$1,931)	(\$138)
State-funded Budgetary Transfers							
26	General Fund	(93)	(14)	(79)	(921)	(803)	(117)
27	Other State Fund	-	-	-	(54)	(88)	35
28	Subtotal - Appropriations - All Funds	(\$93)	(\$14)	(\$79)	(\$974)	(\$892)	(\$83)
Federal Fund Transfers							
29	Medicaid	(8)	-	(8)	(2,094)	(1,085)	(1,008)
30	Nutrition Assistance Program	(37)	(41)	4	(1,088)	(1,006)	(82)
31	Other - CRF & CSFRF and EITC	(2)	-	(2)	(165)	-	(165)
32	Subtotal - Federal Fund Transfers	(\$47)	(\$41)	(\$6)	(\$3,347)	(\$2,091)	(\$1,255)
Other Disbursements - All Funds							
33	Retirement Contributions	(99)	(7)	(92)	(850)	(883)	33
34	Tax Refunds & other tax credits (g)	(30)	(49)	18	(261)	(607)	345
35	PROMESA Mandates Costs	(2)	(3)	1	(41)	(46)	5
36	State Cost Share	-	-	-	-	-	-
37	Milestone Transfers	-	-	-	(43)	-	(43)
38	Custody Account Transfers	(7)	(41)	34	(517)	(680)	164
39	Other items paid from FY24 Surplus	-	-	-	-	-	-
40	Loans and Notes Transactions (h)	-	-	-	(100)	(50)	(50)
41	All Other	(1)	-	(1)	(1)	-	(1)
42	Subtotal - Other Disbursements - All Funds	(\$140)	(\$100)	(\$40)	(\$1,814)	(\$2,266)	\$452
Plan of Adjustment Related							
43	Disbursements to Paying Agent	(442)	(403)	(39)	(1,509)	(1,475)	(34)
44	Direct Disbursements	-	-	-	-	-	-
45	Subtotal - Plan Disbursements	(\$442)	(\$403)	(\$39)	(\$1,509)	(\$1,475)	(\$34)
46	Total Outflows	(\$957)	(\$695)	(\$262)	(\$11,085)	(\$10,106)	(\$979)
47	Net Operating Cash Flow	(\$470)	(\$304)	(\$165)	(\$887)	(\$1,662)	\$775
48	Bank Cash Position, Beginning	9,631	8,692	940	10,049	10,050	(0)
49	Bank Cash Position, Ending	\$9,162	\$8,387	\$775	\$9,162	\$8,387	\$775
Memo: Summary of Accounts							
	Operational	\$7,162					
	Reserves (i)	2,000					
	Total Bank Cash Position	\$9,162					

Puerto Rico Department of Treasury | Hacienda*FY25 TSA Cash Flow Actual Results - Footnotes*Footnotes:

- (a) Represents gross tax collections received and deposited from all Hacienda Collection Posts, through the Hacienda Colecturia Virtual (online) and/or SURI. Additionally, as of the date of this report, the "General Fund Collections" line item includes unreconciled collections due to DTPR transition to collecting various gross tax receipts through SURI system. The SURI Sweep Account balance transfers is included as part of the General Fund Collections.
- (b) These revenues are collected by DTPR and immediately appropriated.
- (c) Inflows related to the State Insurance Fund, the Department of Labor and Human Resources, the Commissioner of Financial Institutions, interest earned on TSA bank accounts and others. As of the date of this report, the TSA has received \$150.1M in net interest income in FY25 from earnings on the TSA cash balance.
- (d) Transfer of CRIM portion pursuant to the POA. CRIM shall pay to the Commonwealth amounts collected by CRIM in connection with the 1.03% property tax levied pursuant to Act 53-2021 and which are due and owing to the Commonwealth.
- (e) Represents total gross payroll. Gross payroll includes net payroll disbursed to government employees, cash transfers to the Police Department for payroll costs, and other payroll related costs (employee withholdings, social security, insurance, and other deductions).
- (f) Includes payments to third-party vendors as well as intergovernmental payments to agencies with separate Treasuries.
- (g) Includes Federally Funded Employee Retention Credits.
- (h) On October 23, \$50M were disbursed to PREPA for the final payment stipulated in the PREPA ERS Loan Agreement. The final payment was projected to occur in December in the FY25 Liquidity Plan. As such, this disbursement will create a temporary variance that will be eliminated the first week of December.
- (i) Funds are held in a separate bank account outside of the TSA Operational Cash. Some of these funds are not restricted, as defined by the Governmental Accounting Standard Board (GASB), but have been segregated by the Government for the service to the debt and the Disaster Relief Fund, among other purposes.

Puerto Rico Department of Treasury | Hacienda
General Fund Collections Summary

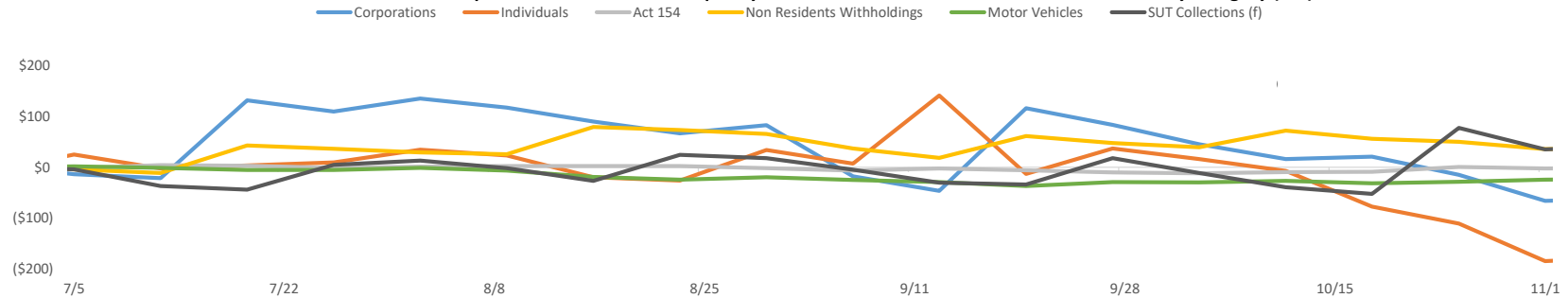
Key Takeaways / Notes

- 1) The Other General Fund may includes cash receipts that have not yet been allocated to specific concepts. The schedule on this page will be updated as information becomes available.

General Fund Collections Year to Date: Actual vs. Forecast (\$M)

	Actual (a) YTD 11/1	LP YTD 11/1	Var \$ YTD 11/1	Var % YTD 11/1
General Fund Collections				
Corporations	\$977	\$1,010	(\$34)	-3%
Individuals	1,093	1,278	(185)	-14%
Partnerships	75	103	(28)	-27%
Act 154	48	51	(2)	-4%
Non Residents Withholdings	311	271	40	15%
Current Year Collections	307	271	36	13%
Current Year NRW for FEDE (Act 73-2008) (b)	5	-	5	NA
Motor Vehicles	227	251	(24)	-10%
Rum Tax (c)	112	101	11	11%
Alcoholic Beverages	59	103	(44)	-43%
Cigarettes (d)	24	48	(24)	-50%
Other General Fund	913	361	552	153%
Total	\$3,838	\$3,576	\$262	7%
SUT Collections (e)	628	593	36	6%
Total General Fund Collections	\$ 4,467	\$ 4,169	\$ 298	7%

YTD General Fund Receipts Cumulative Variance Liquidity Plan Reforecast vs. Actual Cumulative Variance by Category (\$M)



Footnotes:

- (a) General Fund gross cash receipts by concept are approximated using net General Fund revenues adjusted for recurring monthly gross-ups and other adjustments.
- (b) Relates to income tax reserves that are subsequently passed through to PRIDCO.
- (c) Rum Tax is higher than projected by \$11M.
- (d) Includes some cigarette tax collections that are subsequently passed through to HTA, PRMBA and other.
- (e) SUT collections excludes PSTBA, FAM & CINE, and only includes the amounts deposited into the TSA for General Fund use.

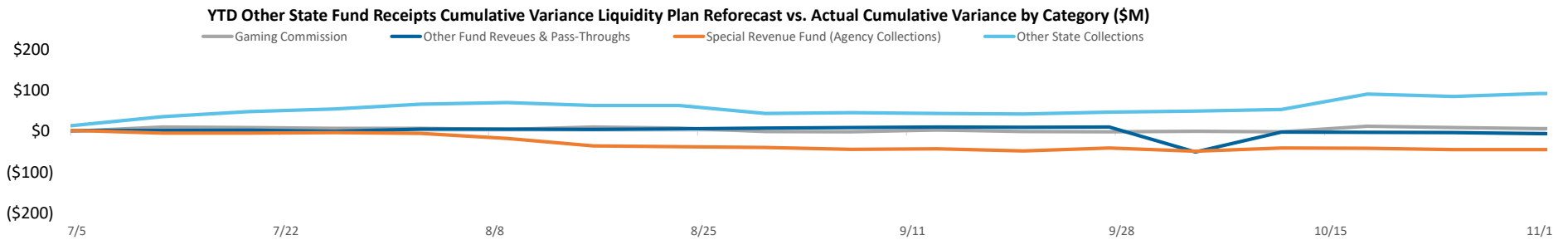
Puerto Rico Department of Treasury | Hacienda
Other State Fund Collections Summary

Key Takeaways / Notes

- 1) Other State Fund Collections are lower than projected in the Liquidity Plan. The negative variance in Special Revenue Fund is mainly driven by timing differences.
- 2) Other State collections variance is mainly driven by \$26M higher than projected All Other Collections, followed by \$23M higher Funds under the Custody of the Department of Treasury, and \$19M higher on the Commissioner of the Financial Institution.

Other State Fund Collections Year to Date: Actual vs. Forecast (\$M)

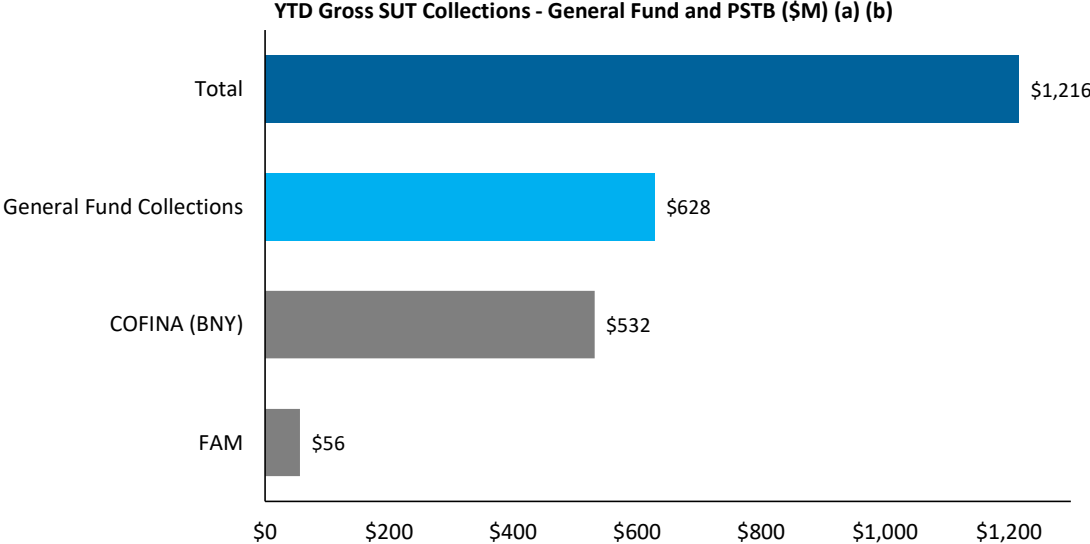
	Actual YTD 11/1	LP YTD 11/1	Var \$ YTD 11/1	Var % YTD 11/1
Other State Fund Collections				
Other Fund Revenues & Pass-Throughs	\$118	\$123	(\$5)	-4%
Electronic Lottery	53	55	(2)	-4%
ASC Pass Through	15	8	7	80%
ACCA Pass Through	29	30	(1)	-4%
Other	21	29	(8)	-29%
Special Revenue Fund (Agency Collections)	149	193	(45)	-23%
Department of Education	-	1	(1)	-100%
Department of Health	24	19	5	27%
Department of State	5	1	4	358%
All Other	120	172	(52)	-30%
Other state collections	470	378	92	24%
Interests Income	150	143	7	5%
Gambling Commission of the Government of Puerto Rico	137	141	(4)	-3%
Department of Housing	10	8	1	16%
Department of Health	55	40	16	40%
Office of the Commissioner of Insurance	3	0	3	1052%
Funds under the Custody of the Department of Treasury	29	6	23	420%
Commissioner of the Financial Institution	22	2	19	835%
All Other	64	38	26	70%
Total	\$736	\$694	\$42	6%



Puerto Rico Department of Treasury | Hacienda
Sales and Use Tax Collections Summary

Key Takeaways / Notes

- 1) The proceeds from the Puerto Rico 10.5% SUT rate are allocated as follows: Of the 10.5%, 5.5% is deposited into a COFINA BNY Mellon account until the PSTBA cap is reached, and 4.5% is deposited into the General Fund. The remaining 0.5% is remitted to FAM.



Footnotes

- (a) This schedule reflects gross cash activity and is subject to revision based on periodic reconciliations and accounting adjustments.
- (b) As of November 1, 2024 there is \$67M in SUT collected pending verification and allocation. The verification process includes matching receipts with the appropriate returns and reconciling government account information. Once this process is complete, SUT funds are distributed in accordance with the COFINA Plan of Adjustment based on the ownership of funds and otherwise based on the limits on distributions established therein.

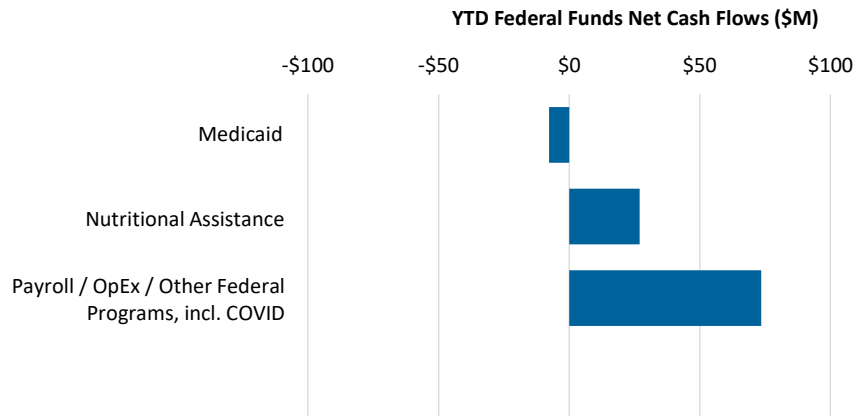
Puerto Rico Department of Treasury | Hacienda
Federal Funds Net Cash Flow Summary (a)

Key Takeaways / Notes

- 1) Receipts for the Nutritional Assistance Program (NAP) and Medicaid (ASES Pass-through) are received in advance of the subsequent pass-through disbursements. Federal Funds received for Payroll and Vendor Payments are typically reimbursed following disbursement. There may be temporary week to week surplus / (deficit) due to timing differences. These funds are held in a separate account outside of TSA. Some of the measures funded by the accounts are initially paid out through TSA, and later reimbursed from the respective external account.
- 2) As of the date of the report, \$170M of reimbursements related to Coronavirus Relief Fund (CRF) and Coronavirus State and Local Fiscal Recovery Funds (CSLFRF) have been received and (\$165M) were disbursed and reported herein as All Other Federal Funds Transfers; with a net cash flow of \$5M.
- 3) The Federal Funds are currently higher than projected. Net Positive YTD variance is mainly driven by higher than projected inflows related to All Other Federal Programs by \$104M, Nutritional Assistance Program by \$27M, and lower than projected Payroll and Related Costs of \$16M. This is partially offset by higher Operating Disbursements of \$56M.

Weekly FF Net Surplus (Deficit)	FF Inflows	FF Outflows	Net Cash		Variance
			Flow	LP Net Cash Flow	
Medicaid (ASES)	\$ 79	\$ (8)	\$ 71	\$ -	\$ 71
Nutritional Assistance Program (NAP)	77	(37)	40	(13)	53
Payroll / OpEx / Other Federal Programs, incl. COVID	145	(92)	52	(3)	56
<i>Payroll / Vendor Disbursements / Other Federal Programs</i>	145	(87)	57	(3)	61
<i>COVID-19 Federal Funds (CRF & CSLFRF)</i>	-	(5)	(5)	-	(5)
Total	\$ 300	\$ (137)	\$ 163	\$ (16)	\$ 180

YTD Cumulative FF Net Surplus (Deficit)	FF Inflows	FF Outflows	Net Cash		Variance
			Flow	LP Net Cash Flow	
Medicaid (ASES)	\$ 2,086	\$ (2,094)	\$ (8)	\$ 7	\$ (15)
Nutritional Assistance Program (NAP)	1,115	(1,088)	27	-	27
Payroll / OpEx / Other Federal Programs, incl. COVID	1,532	(1,459)	73	-	73
<i>Payroll / Vendor Disbursements / Other Federal Programs</i>	1,362	(1,294)	69	-	69
<i>COVID-19 Federal Funds (CRF & CSLFRF)</i>	170	(165)	5	-	5
Total	\$ 4,733	\$ (4,641)	\$ 93	\$ 7	\$ 86



Footnotes

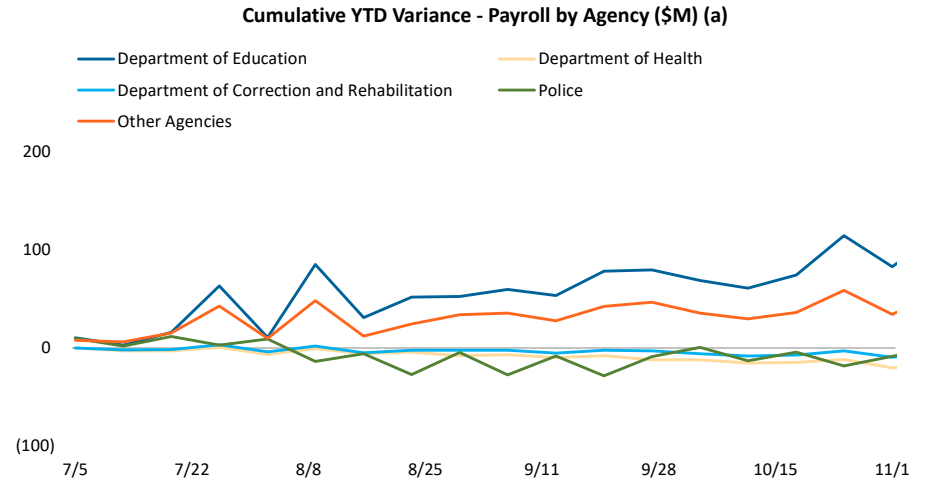
- (a) Please note that federal fund classification as represented here is based on the fund classification at the point of transaction. Agencies regularly review cash transactions and make accounting adjustments that result in fund reclassifications.

Puerto Rico Department of Treasury | Hacienda
Payroll / Vendor Disbursements Summary

Key Takeaways / Notes : Gross Payroll

- 1) Positive YTD payroll variance is primarily driven by lower than expected expenses by the Department of Education and All Other Agencies, partially offset by higher than projected expenses by the Department of Health and Police Department.

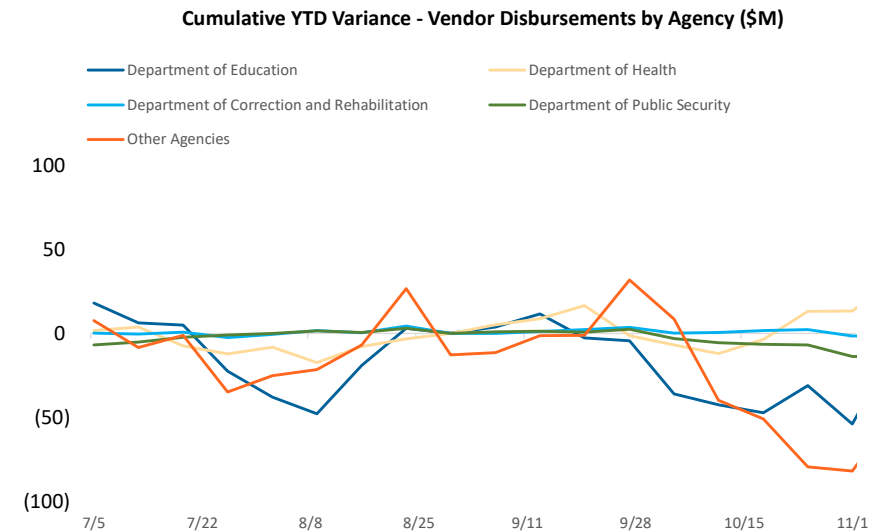
Gross Payroll (\$M) (a)	YTD Variance
Agency	
Department of Education	\$ 83
Department of Health	(20)
Police	(9)
Department of Correction & Rehabilitation	(9)
All Other Agencies	34
Total YTD Variance	\$ 79



Key Takeaways / Notes : Vendor Disbursements

- 1) Negative variance mainly due to higher than projected expenses related to All Other Agencies and the Department of Education. This is partially offset by over than projected expenses by the Department of Health.

Vendor Disbursements (\$M)	YTD Variance
Agency	
Department of Health	\$ 13
Department of Correction & Rehabilitation	(2)
Department of Public Security	(14)
Department of Education	(54)
All Other Agencies	(82)
Total YTD Variance	\$ (138)



Footnotes

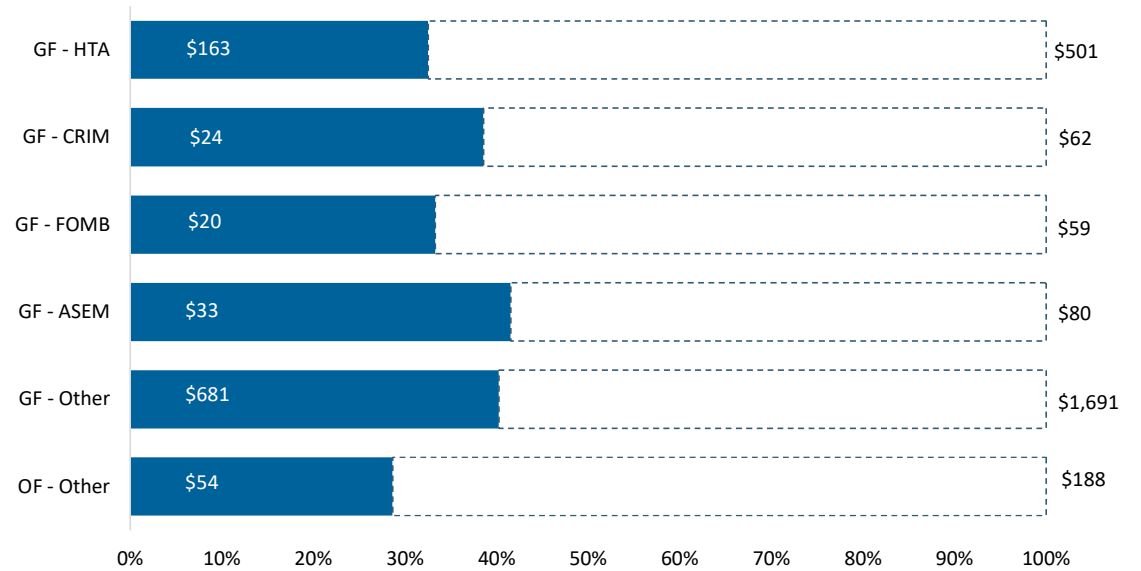
- (a) Gross Payroll is equal to the sum of: (i) Net Payroll by Agency from the DTPR RHUM system; (ii) Other Payroll, and (iii) Cash outlays for wage garnishments by Agency.

Puerto Rico Department of Treasury | Hacienda
State Funded Budgetary Transfers Summary

Key Takeaways / Notes

- General Fund appropriations are generally executed throughout the year on a consistent basis in the first week of a given month. The amount transferred each month is usually the sum of the receiving entity's budgeted amount for FY25 divided by twelve, subject to a 2.5% holdback through the first nine months of the fiscal year, to be disbursed during the fourth quarter following reconciliation of General Fund revenues to Fiscal Plan projections and subsequent approval and authorization for release by the Oversight Board and the Director of FOMB. Other General Fund transfers and Other Fund transfers require the recognition of certain revenues within DTPR accounting records prior to sending funds to a receiving entity.

YTD FY2025 Budgeted Appropriations Executed (\$M)



Remaining Appropriation Budget (\$M)

Entity Name	Full Year		
	Actual YTD	Expectation	Remaining
GF - UPR	\$ 163	\$ 501	\$ 338
GF - CRIM	24	62	38
GF - FOMB	20	59	40
GF - ASEM	33	80	47
GF - Other	681	1,691	1,010
OF - Other	54	188	134
Total	\$ 974	\$ 2,580	\$ 1,606

YTD Appropriation Variance (\$M)

Entity Name	Actual YTD	LP YTD	Variance
GF - UPR	\$ 163	\$ 163	\$ (0)
GF - CRIM	24	20	(4)
GF - FOMB	20	19	(0)
GF - ASEM	33	26	(7)
GF - Other	681	575	(106)
OF - Other	54	88	35
Total	\$ 974	\$ 892	\$ (83)

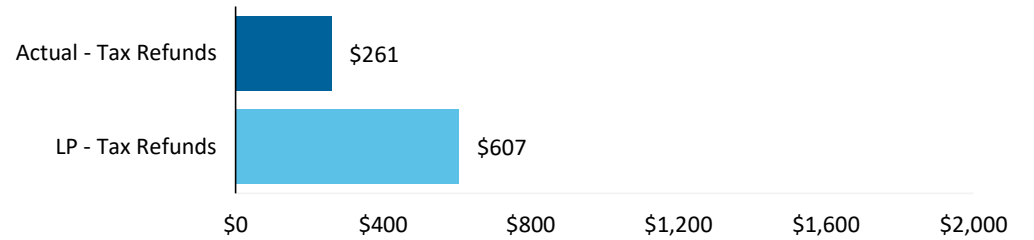
Puerto Rico Department of Treasury | Hacienda

Tax Refunds / PayGo and Pensions Summary

Key Takeaways / Notes : Tax Credits & Refunds

- 1) Tax credits and refunds includes EITC distributions, refunds to individuals and seniors as well as other tax credits. Tax Credits and Refunds are \$345M lower than projected.

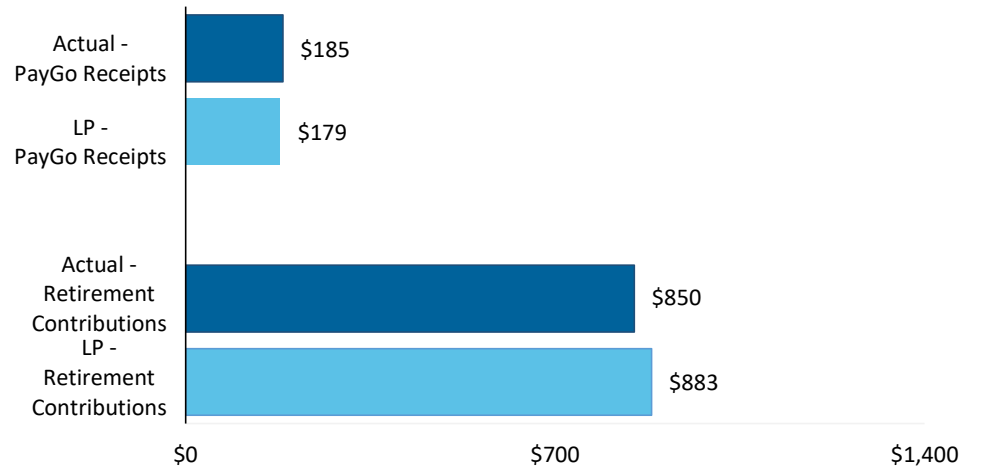
YTD Tax Refunds Disbursed (\$M)



Key Takeaways / Notes : PayGo Receipts and Retirement Contributions

- 1) YTD PayGo receipts are over projected. Further details on the status of PayGo can be found in the monthly PayGo Report on Hacienda website under the Public Finance section.

YTD PayGo Receipts and Retirement Contributions (\$M)



Puerto Rico Department of Treasury | Hacienda

Plan of Adjustment TSA Transfers Summary

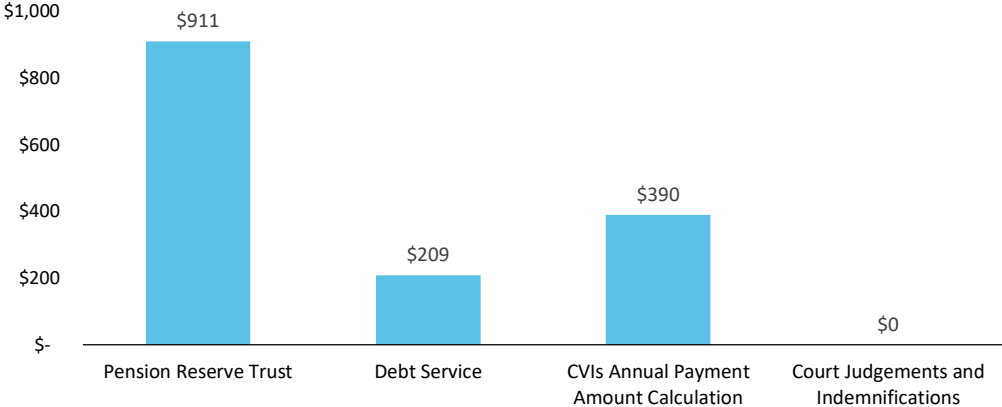
Key Takeaways / Notes: Plan Disbursements

- 1) A total of \$1,509M has been transferred out of the TSA for POA related payments during FY25. On October 30, \$390M were disbursed for the CVI Annual Payment.

Plan-Related TSA Disbursements (\$M)

	Actual YTD
Pension Reserve Trust	\$ 911
<i>Annual Contribution</i>	<i>906</i>
<i>Monthly Act 80 Contributions</i>	<i>5</i>
Debt Service	209
CVIs Annual Payment Amount Calculation	390
Court Judgements and Indemnifications	-
Total	\$ 1,509

Plan-Related TSA Disbursements (\$M)



Puerto Rico Department of Treasury | Hacienda

Schedule A: Central Government - Live Web Portal AP by Payee Type (a) (b)

All Agencies

(figures in \$000s)

Continues and Continued...

ID	Agency Name	3rd Party Payables	Intergovernmental Payables	Total
071	Department of Health	\$ 193,982	\$ 7,647	\$ 201,629
081	Department of Education	133,779	27,375	161,154
025	Hacienda (entidad interna - fines de contabilidad)	45,834	-	45,834
271	Office of Information Technology and Communications	37,390	74	37,463
049	Department of Transportation and Public Works	27,704	103	27,807
045	Department of Public Security	14,841	0	14,841
050	Department of Natural and Environmental Resources	14,434	57	14,491
241	Administration for Integral Development of Childhood	10,249	44	10,293
123	Families and Children Administration	9,942	62	10,004
014	Environmental Quality Board	9,410	331	9,741
024	Department of the Treasury	8,955	4	8,959
127	Administration for Socioeconomic Development of the Family	7,909	105	8,014
067	Department of Labor and Human Resources	7,567	64	7,631
028	Commonwealth Election Commission	7,020	1	7,021
095	Mental Health and Addiction Services Administration	6,780	39	6,819
120	Veterans Advocate Office	6,013	2	6,015
122	Department of the Family	5,126	-	5,126
137	Department of Correction and Rehabilitation	4,377	8	4,385
126	Vocational Rehabilitation Administration	4,276	4	4,279
311	Gaming Commission	3,343	-	3,343
087	Department of Sports and Recreation	3,141	76	3,217
038	Department of Justice	3,192	-	3,192
016	Office of Management and Budget	2,556	2	2,558
055	Department of Agriculture	2,225	-	2,225
243	PNP Central Committee	2,052	-	2,052
043	Puerto Rico National Guard	1,905	4	1,909
078	Department of Housing	1,854	-	1,854
329	Socio-Economic Development Office	611	486	1,097
018	Planning Board	867	199	1,065
124	Child Support Administration	1,030	-	1,030
152	Elderly and Retired People Advocate Office	1,016	0	1,016
031	General Services Administration	925	-	925
242	PPD Central Committee	837	-	837
208	Contributions to Municipalities	-	810	810
026	Special Appropriations for the Central Government Retiremer	768	-	768
105	Industrial Commission	654	1	655
015	Office of the Governor	534	0	534
155	State Historic Preservation Office	464	4	467
143	Office of Protection and Advocacy of Persons with Disabilities	395	-	395
266	Office of Public Security Affairs	5	364	370
023	Department of State	334	-	334
030	Office of Administration and Transformation of HR in the Gov	304	-	304

Puerto Rico Department of Treasury | Hacienda

Schedule A: Central Government - Live Web Portal AP by Payee Type (a) (b)

All Agencies

(figures in \$000s)

Continues and Continued...

ID	Agency Name	3rd Party Payables	Intergovernmental Payables	Total
096	Women's Advocate Office	195	-	195
022	Office of the Commissioner of Insurance	179	-	179
298	Public Service Regulatory Board	170	0	170
291	Project Dignity	163	-	163
153	Advocacy for Persons with Disabilities of the Commonwealth	149	-	149
075	Office of the Financial Institutions Commissioner	100	-	100
391	Movimiento Victoria Ciudadana	97	-	97
279	Public Service Appeals Commission	40	-	40
231	Health Advocate Office	24	-	24
281	Office of the Electoral Comptroller	15	-	15
068	Labor Relations Board	15	-	15
069	Department of Consumer Affairs	12	-	12
244	PIP Central Committee	11	-	11
021	Emergency Management and Disaster Administration Agency	7	-	7
226	Joint Special Counsel on Legislative Donations	6	-	6
040	Puerto Rico Police	5	-	5
037	Civil Rights Commission	3	-	3
034	Investigation, Prosecution and Appeals Commission	2	0	2
	Other	4	0	5
Total		\$ 585,797	\$ 37,868	\$ 623,665

Footnotes:

- (a) Data presented above represents the Central Government live AP Web Portal repository of third party and intergovernmental invoices by agency, implemented for FY2019. The full transition to managing central government payables through the web portal is not yet complete and therefore the table above may not represent all Central Government AP. Ongoing efforts with the largest agencies to implement the appropriate processes and controls needed to fully transition to the web portal and realize improvements in reporting and efficiency continue as of the date of this report.
- (b) On a go-forward basis, vendors submit invoices for approval through the live AP Web Portal where they are logged electronically, matched with the appropriate purchase order or other relevant documentation, and approved / vouchered at the agency level through the online interface.

Puerto Rico Department of Treasury | Hacienda

Schedule B: Central Government - Live Web Portal AP Aging (a) (b)

All Agencies

(figures in \$000s)

Continues and Continued...

ID	Agency Name	0 - 30	31 - 60	61 - 90	Over 90 days	Total
071	Department of Health	\$ 20,182	\$ 10,445	\$ 6,147	\$ 164,855	\$ 201,629
081	Department of Education	35,136	53,598	21,759	50,661	161,154
025	Hacienda (entidad interna - fines de contabilidad)	21,047	6,017	538	18,232	45,834
271	Office of Information Technology and Communications	3,438	21,661	3,793	8,571	37,463
049	Department of Transportation and Public Works	6,202	8,306	4,897	8,402	27,807
045	Department of Public Security	2,376	2,709	2,362	7,396	14,841
050	Department of Natural and Environmental Resources	1,890	3,424	3,055	6,122	14,491
241	Administration for Integral Development of Childhood	795	1,615	1,152	6,731	10,293
123	Families and Children Administration	3,148	2,358	2,164	2,334	10,004
014	Environmental Quality Board	272	118	104	9,247	9,741
024	Department of the Treasury	4,555	2,637	499	1,268	8,959
127	Administration for Socioeconomic Development of the Family	2,682	1,430	1,646	2,255	8,014
067	Department of Labor and Human Resources	1,364	1,280	977	4,009	7,631
028	Commonwealth Election Commission	2,848	2,669	262	1,242	7,021
095	Mental Health and Addiction Services Administration	1,566	1,555	1,401	2,297	6,819
120	Veterans Advocate Office	899	632	8	4,477	6,015
122	Department of the Family	1,358	1,630	1,029	1,109	5,126
137	Department of Correction and Rehabilitation	954	1,256	867	1,308	4,385
126	Vocational Rehabilitation Administration	1,148	1,744	130	1,256	4,279
311	Gaming Commission	154	392	602	2,195	3,343
087	Department of Sports and Recreation	756	456	589	1,417	3,217
038	Department of Justice	1,123	1,308	708	53	3,192
016	Office of Management and Budget	1,108	672	287	490	2,558
055	Department of Agriculture	61	55	63	2,046	2,225
243	PNP Central Committee	2,052	-	-	-	2,052
043	Puerto Rico National Guard	696	662	297	255	1,909
078	Department of Housing	713	736	207	198	1,854
329	Socio-Economic Development Office	329	240	16	512	1,097
018	Planning Board	113	186	216	550	1,065
124	Child Support Administration	163	240	205	422	1,030
152	Elderly and Retired People Advocate Office	258	126	208	425	1,016
031	General Services Administration	236	392	49	249	925
242	PPD Central Committee	409	371	20	37	837
208	Contributions to Municipalities	-	-	-	810	810
026	Special Appropriations for the Central Government Retirement System	5	11	11	741	768
105	Industrial Commission	162	76	5	412	655
015	Office of the Governor	133	240	23	137	534
155	State Historic Preservation Office	108	172	65	121	467
143	Office of Protection and Advocacy of Persons with Disabilities	1	2	23	368	395
266	Office of Public Security Affairs	0	5	-	364	370
023	Department of State	110	121	78	24	334
030	Office of Administration and Transformation of HR in the Govt.	207	56	14	27	304
096	Women's Advocate Office	89	46	51	9	195
022	Office of the Commissioner of Insurance	12	146	13	8	179
298	Public Service Regulatory Board	72	27	26	45	170
291	Project Dignity	125	23	-	14	163
153	Advocacy for Persons with Disabilities of the Commonwealth of Puer	4	30	5	111	149
075	Office of the Financial Institutions Commissioner	16	81	1	2	100
391	Movimiento Victoria Ciudadana	48	35	12	2	97
279	Public Service Appeals Commission	31	5	4	0	40

Puerto Rico Department of Treasury | Hacienda

Schedule B: Central Government - Live Web Portal AP Aging (a) (b)

All Agencies

(figures in \$000s)

Continues and Continued...

ID	Agency Name	0 - 30	31 - 60	61 - 90	Over 90 days	Total
231	Health Advocate Office	3	18	1	1	24
281	Office of the Electoral Comptroller	15	0	-	-	15
068	Labor Relations Board	15	-	-	-	15
069	Department of Consumer Affairs	8	4	1	-	12
244	PIP Central Committee	1	10	-	-	11
021	Emergency Management and Disaster Administration Agency	-	-	-	7	7
226	Joint Special Counsel on Legislative Donations	3	2	-	2	6
040	Puerto Rico Police	-	-	5	0	5
037	Civil Rights Commission	2	0	0	0	3
034	Investigation, Prosecution and Appeals Commission	-	0	1	1	2
	Other	2	0	-	2	5
Total		\$ 121,202	\$ 132,037	\$ 56,595	\$ 313,830	\$ 623,665

Footnotes:

- (a) Data presented above represents the Central Government live AP Web Portal repository of third party and intergovernmental invoices by agency, implemented for FY2019. The full transition to managing central government payables through the web portal is not yet complete and therefore the table above may not represent all Central Government AP. Ongoing efforts with the largest agencies to implement the appropriate processes and controls needed to fully transition to the web portal and realize improvements in reporting and efficiency continue as of the date of this report.
- (b) On a go-forward basis, vendors submit invoices for approval through the live AP Web Portal where they are logged electronically, matched with the appropriate purchase order or other relevant documentation, and approved / vouchered at the agency level through the online interface.